

TABLE OF CONTENTS SECTION 16

1.	STANDARD OF ENTRY FOR STATE CHAMPIONSHIPS	2
2.	ELIGIBILITY FOR STATE CHAMPIONSHIPS	2
3.	PERFORMANCE CARDS	2
4.	CONDITIONS OF ENTRY	2
5.	AGE GROUPS	3
6.	AWARDS	3
7.	SCORING:	3
8.	FITNESS INSPECTION:	3
9.	DRESS AND GEAR CHECK:	4
10.	STARTING TIME:	4
11.	SALUTE:	5
12.	DISQUALIFICATION:	5
13.	TEAM MANAGERS DUTIES:	5
14.	PRESENTATION PARADE:	5
15.	PROTESTS	5
16.	CLASSES	6
17.	GEAR RESTRICTIONS	7
18.	WORK-OUTS	7
19.	EXERCISING OF HORSES	11
20.	DRUGS	11
21.	ABUSE OF HORSE AND DANGEROUS RIDING	11
22.	TREATMENT OF SEVERLEY INJURED HORSES	11
23.	RULES	12

PONY CLUB ASSOCIATION OF NEW SOUTH WALES RULES FOR SHOW RIDING COMPETITIONS NOTES FOR COMPETITORS

OVERVIEW

This Chapter has been written specifically for the State Show Riding Championships. However, it is strongly recommended that Clubs and Zones follow the same guidelines when running the same type of competition within their Club / Zone.

PART 1

These rules are established so that competitors and teams of competitors may compete against each other under fair and equal conditions. The rules should be read in conjunction with Section 4 and Section 7 of the Handbook which deals with By-Laws as applicable to State Championships and General Competitions and gear and uniform regulations.

In the event of conflict between the NSW Pony Club Association's rules and the rules of other equestrian bodies, the rules of Pony Club New South Wales will take precedence.

If problems arise which are not clearly covered in these rules, the Association Executive, Technical Delegate and Advisory Committee will make such decision as they consider will produce a fair result under the circumstances.

1. STANDARD OF ENTRY FOR STATE CHAMPIONSHIPS

At all State Championships the standard of competition will be high. It is the responsibility of the Zone Chief Instructor to ensure that mounts are fit and meet the required standard and that riders are capable of State Championship competition. The Zone Chief Instructor is the final arbiter of entries being submitted for Zone representation at State Championships.

2. ELIGIBILITY FOR STATE CHAMPIONSHIPS

Rider – for membership qualifications and rally attendances refer to Section 4.
Horse – for ownership qualifications refer to Section 4.

3. PERFORMANCE CARDS

Performance cards are available from the Association. They are required to be kept up to date and be endorsed by judges or the Chief Steward of the event (if applicable) when placings are gained.

They will be required by the Zone Chief Instructor and the Association for verification of performance when nominating for State Championships.

4. CONDITIONS OF ENTRY

4:1 Nominations for each age group for State Show Riding Championships are limited to 50 per age group. If nominations exceed that number Zones with large entries in an age group will be the first considered for limiting the number in age groups which are over the limit.

4:2 Zone Chief Instructors are required to list entrants on the nomination form in order of priority.

5. AGE GROUPS

State Championships are conducted in age groups. Ages of riders are taken on the first day of competition. The age groups for State Show Riding are as under:-

Under 9 years

9 years and under 11 years

11 years and under 13 years

13 years and under 15 years

15 years and under 17 years

Associate (17 years and up to the end of the calendar year in which they turn 25 years of age)

6. AWARDS

6:1 Ribbons will be awarded to 5th place in each class.

6:2 Championship and Reserve Championship award in each age group based on a cumulative point score of 5 points for 1st place down to 1 point for 5th place from eligible classes.

6:3. All competing riders are eligible for the Championship and Reserve Championship awards.

6:4. Zone Team Championship award. - The highest scoring four riders in each Zone will be the Zone Team (Interstate riders are not eligible for Zone Team awards). The Zone with the highest points will be the Champion Zone Team.

Riders with equal points for the Zone Team will be divided in a count back of highest number of 1st awards, then 2nd awards and so on until a division is reached. If no division is reached then the highest place rider in the rider class will take precedence.

6:5 Interstate Team – Championship Award – decided on the same basis as above.

6:6 Teams are made up of a maximum of four riders and a minimum of three riders, all scores to count. All riders are eligible to be team members. Teams are selected on performance at the Championships.

6:7 Fitness Check award - To be judged during the Fitness check. To consist of one award.

7. SCORING:

7:1 Scoring will be on the basis of 5 point for 1st place, 4 points for 2nd place, 3 points for 3rd place, 2 points for 4th place and 1 point for 5 place.

7:2 Pairs and Teams of Four classes are not included in the point score.

8. FITNESS INSPECTION:

8:1 A fitness inspection is compulsory on the day prior to the Show Riding Championships. In the case of competitors arriving on the Saturday morning, the scanning and Fitness check may be done between 7am and 8am. Team Managers are to advise names of competitors for Saturday morning checking.

8:2 It is the responsibility of the competitor and the Team Manager to ensure that all horses receive a fitness inspection at the appointed time.

8:3 A rider not complying with this requirement will be excluded from competition at the discretion of the Technical Delegate / Advisory Committee.

8:4 Suspect or doubtful horses may be asked to present for a further inspection on the same day. A veterinarian may be asked to make the final decision on a horse's fitness to compete (if this is requested by the rider/owner of the horse it shall be at the expense of the rider/owner).

8:5 Horses must be ridden by their nominated rider at the fitness inspection.

8:6 Horses which fail to pass the fitness inspection at State Championships shall not be permitted to re-present at a fitness check or veterinary inspection at the same Championships.

8:7. Riders must wear either full Pony Club uniform or a casual uniform of fawn/beige/oatmeal jodhpurs, approved polo shirt in Zone colours, together with an approved equestrian helmet (See section 4). Arm bands must be worn.

8:8 Horses are to be presented without make-up, bandages, boots, bell boots or bonnets.

8:9 Team Managers are required to attend the Fitness Check with their team members.

9. DRESS AND GEAR CHECK:

9:1. All competitors are to wear the Association uniform of long sleeved shirt, fawn/beige/oatmeal jodhpurs, tie, approved riding boots (as applicable to the rules for the age group, see Section 7).

9:2 Riders under 17 years may only wear approved jodhpur boots (short boots) in all classes. Associate Riders (17 and under 25) may wear approved long boots or short boots with approved gaiters. (See Section 7)

9:3. Dress and gear check carried out prior to each class. (Note: It is the responsibility of the rider to present for a gear check allowing adequate time to make any adjustment deemed necessary by the Gear Checker).

9:4. All saddlery, gear and uniform must conform to the Association's regulations as set out in Section 7 and Paragraph 32.

10:5. Team managers are to be in attendance with team members at the Gear Check.

10. STARTING TIME:

10:1. The classes in each ring will commence at the notified starting time on the Schedule (subject to alteration at the venue). If the scheduled starting time is changed for any reason, the new time will be notified to all Team Managers.

10:2. The first class in each ring on each day will be announced and thereafter classes will be sent by the Marshall to the next ring available. Every effort will be

made to give the opportunity to riders to be judged in different rings throughout the Championship.

11. SALUTE:

Competitors may not remove their helmets when acknowledging the judge or being presented with awards or for any other reason whilst mounted.

12. DISQUALIFICATION:

12:1. Competitors /Team Managers / parents are not permitted to approach Judges at any time during the Championship. Any protests / complaints regarding judging are to be directed to the Technical Delegate. Protests must be in writing from the Team Manager to the Secretary at the event and must be accompanied by a fee of \$50 which will only be refunded if the protest is upheld or is not deemed to be frivolous.

12:2 Continuing to ride after losing a helmet will mean elimination from that class.

12:3. Fall of horse and/or rider during a class will mean elimination from that class. The rider must be checked by the Official First Aid Officer at the event before taking part in any further classes at the Championships please see the Concussion Policy for further details.

12:4. A competitor who refuses to comply with the directions of any officiating steward during the event will be disqualified from the competition (see Section 4 for full details).

12:5. The Advisory Committee reserves the right to disqualify a competitor for any breach of the rules or if the horse appears lame, exhausted or unfit for competition or for unacceptable behaviour of the rider. (See also Chapter 4)

13. TEAM MANAGERS DUTIES:

13:1. Team Managers are responsible for their team for the duration of the Championship.

13:2. Team Managers are responsible for collecting and returning bridle numbers.

Note: Team Mangers duties are set out in Section 7 of the Handbook.

14. PRESENTATION PARADE:

All competitors are required to parade with their Zone at the conclusion of the competition at a time which will be announced at the venue. Any request for dispensation must be made to the Technical Delegate and must be in writing from the Team Manager.

15. PROTESTS

15:1. All protests must be lodged in writing with the appropriate fee no later than 1 hour after the happening which gave rise to the protest.

15:2. Any protest against the eligibility of a rider or horse must be made no later than one hour prior to the commencement of the competition.

For more details regarding protests see Section 4 (20).

PART II - RULES OF THE COMPETITION

16. CLASSES

16:1. Riders: The following classes in all age groups (see above) will be conducted at the State Championships. Other classes may be introduced from time to time.

Riding classes

Bareback riding classes

Pairs of Riders (may combine two age groups – see Schedule)

Teams of Four Riders (age groups specified in Schedule)

Handler class

16:2. Horses: (i.e. Classes specifically for the judging of the horse) are conducted in the following height groups:-

Ponies:

Not exceeding 12.2 hands.

Over 12.2 hands and not exceeding 13 hands

Over 13 hands and not exceeding 13.2 hands

Over 13.2 hands and not exceeding 14 hands

Galloways:

Over 14 hands and not exceeding 14.2 hands

Over 14.2 hands and not exceeding 15 hands.

Hacks:

Over 15 hands and not exceeding 15.2 hands

Over 15.2 hands and not exceeding 16 hands

Over 16 hands

16:3. Classes for horses:

Hack Class (either Show Hack or Show Hunter) Horses may only compete in one division.

Working Hunter (open to all horses) **

Educated Hack (open to all horses)

Pleasure Hack (open to all horses)

Pair of Hacks (heights as stipulated in the Schedule)

Teams of Four Hacks (heights as stipulated in the Schedule)

Pony Club Mount

** Heights for obstacles in the Working Hunter classes are as under:-

Classification	Height	Width
Ponies, not exceeding 14 hands	30 cms	55 cms
Galloways (over 14 hands and not exceeding 15 hands)	45 cms	70 cms
Hacks (over 15 hands)	60 cms	85 cms

Riders to provide grading cards to show that they are capable of jumping these heights before being nominated.

17. GEAR RESTRICTIONS

17:1. Working Hunter classes – Horses may only be ridden in a snaffle bit with a noseband.

17:2. Pleasure Hack – May only be ridden in a snaffle bit with or without a cavesson noseband. No whips or spurs permitted.

17:3 Pony Club Mount – Horses may only be ridden in a snaffle bit.

Tail weights are not permitted at any competition at Pony Club Association NSW including but not limited to Club, Zone or State Competitions, RAS and Agricultural Shows

18. WORK-OUTS

18:1. Work out for Pony Club Teams of Four – include diagram of work out

For teams Under 13 years

Form line-up in section, then-

1. Walk out in single file (approximately 40m)
2. Trot a circle to the right in single file
3. Change direction, form half section and trot circle left
4. Form section and canter a circle (left rein)
5. Change direction canter half circle right
6. Canter back to judge and halt through trot and walk
7. Sustain halt 5 seconds while saluting



DIAGRAM KEY

X – Judge
Walk
Trot
Canter

For teams 13 – Under 25 years

Starting from the line-up, in section


1. Walk in section
2. Trot a figure of eight in section
3. Canter a figure of eight in section
4. At the completion of the right (2nd) circle of the figure of eight, change rein
5. Go on to a larger circle at the canter (left rein)
6. At the canter on the left rein form half section

7. Trot
 8. Form single file at the trot
 9. Walk and at the same time form a section
 10. Come back to the halt in front of the judge
 11. Sustain halt five seconds while saluting
- Note: From 7 – 9 is done on one large circle

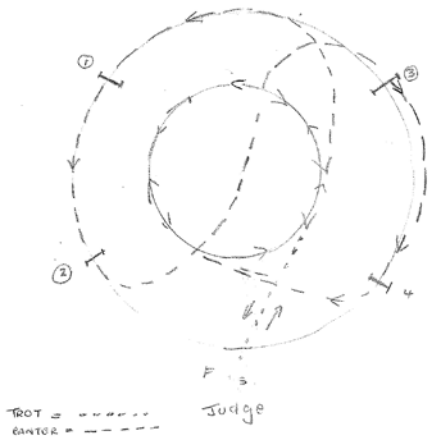
DIAGRAM KEY

- X – Judge
- Walk
- Trot
- Canter

Witches hats will be put in place to indicate where the team is to change from walk to trot to canter and canter to trot to walk

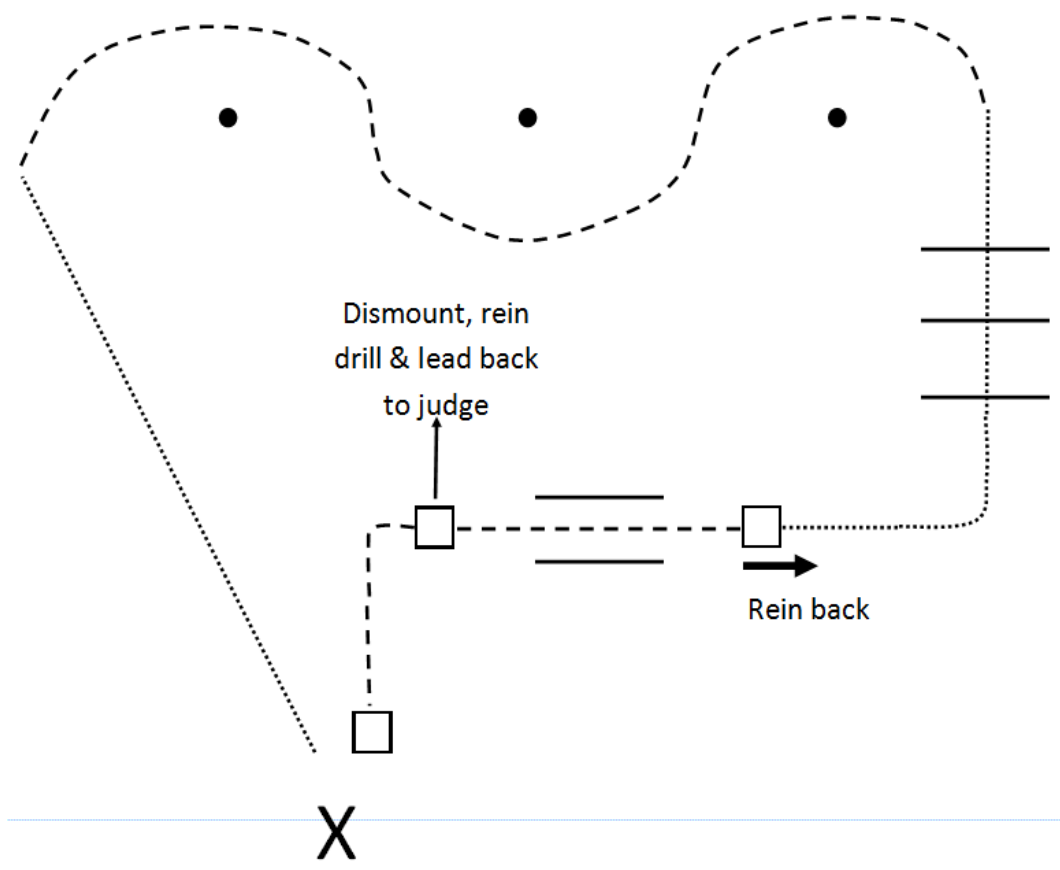


18:2. Work out for Working Hunter Classes –



WORKING HACK / HUNTER – WORK OUT

- Trot out
- Canter a circle inside the jumps on the left rein.
- Jump No. 1 and No 2 on the left rein
- Change rein through the centre of the circle
- Jump No. 3 and No. 4 on the right rein
- Canter a circle inside the jumps on the right rein.
- Trot back to judge
- Halt. Salute.



18:3. Handler Classes - Pony Club Handler classes are judged strictly on the Handler's ability to show a horse in a led class. No consideration is given to the horse other than grooming and presentation. The ability of the handler to show the horse is the only criteria being judged.

The procedure for judging is as follows:-

The horse and handler enter the ring at a brisk walk as directed by the Steward.

The horse is led from the near side and must walk at the same pace as the Handler moving in a brisk, alert manner.

When instructed to line up, the Handler stands the horse squarely on all four feet and presents the horse in a position which does not obstruct the Judge's view of the horse at any time, whilst remaining on the near side of the horse. The Handler must not stand in front of the horse.

The Judge will then call upon individual Handlers to present and parade their horse.

When turning the horse, it must be to the right to give the Judge a full view of the horse.

The Handler should know where the Judge is at all times so as not to obstruct the Judge's view of the horse.

Handlers must always keep their position in the line and allow reasonable space between the horses on either side. If asked to change position in the line, the Handler will lead the horse forward and circle the line and approach the new position from behind.

The Handler must be alert and courteous and respond quickly to instructions from the Judge or Steward.

Guidelines for Judging:

The horse is to be clean and well presented.

No consideration will be given to the horse's confirmation or type.

The horse must be shown in a bridle with a snaffle bit which is well fitted, neat and clean.

A show whip, which may not exceed 1 metre in length, may be carried.

The Handler is to be well presented and wearing Pony Club uniform.

The class is judged solely on the Handler's ability to show the horse.

In order to gain maximum points Handlers should avoid the following:

- Failure to recognise and correct faults of the horse's position.
- Kicking, hitting or having leg contact with the horse.
- Talking with other contestants.
- Failure of the horse to lead properly.
- Failure to stop the horse before turning when at a walk or trot.

- Loud voice commands to the horse.
- Turning the horse in the wrong direction.
- Blocking the Judge's view of the horse.
- Causing the judge to move to avoid being bumped or stepped on.
- Unsportsmanlike behaviour which may cause elimination.

PART III GENERAL REGULATIONS

19. EXERCISING OF HORSES

19:1. Exercising of horses may only be carried out in specified areas.

19:2 Horses must be tacked up correctly when being ridden.

19:3. Riders must wear appropriate riding clothes and approved boots and helmets at all times when exercising horses.

19:4. Lungeing of horses may only be carried in specified areas for lungeing.

19:5. Horses may only be lunged by their nominated rider or in the case of rider's under 13 years of age by an adult person approved by the Team Manager.

19:6. At all times when lungeing the lunger must wear an approved helmet and boots.

19:7. Horses may not be ridden whilst wearing a rug.

19:8. Horses may not be exercised in unacceptable gear at the risk of penalty of disqualification from the Championship.

20. DRUGS

20:1. Riders: - Riders are forbidden to take a stimulating or calming product in any shape or form, before or during a competition, under a maximum penalty of disqualification.

20:2. Horses: - It is forbidden to administer any stimulant or depressant to a horse, or to cause one to be administered in any way whatsoever, either before the start of a competition or on the previous day under the maximum penalty of disqualification for life of the owner, rider, horse or groom. For further information see Section 4:27 (Drugs).

RANDOM TESTING FOR FORBIDDEN DRUGS MAY BE CONDUCTED.

21. ABUSE OF HORSE AND DANGEROUS RIDING

21:1. Any act or series of acts which, in the opinion of the Technical Delegate, can clearly and without doubt be defined as abuse of horses will be penalized by elimination.

21:2. Riding in a manner which is considered dangerous to the rider, the horse, other riders, officials and/or the general public may be penalized by elimination.

22. TREATMENT OF SEVERELY INJURED HORSES

22:1. If a horse is so severely injured and needs to be euthanized, the following

procedure will apply:

If the owner or his authorized representative is present, they will make the decision for the horse to be euthanized and they will be the ones to give permission to the Official Veterinary Surgeon.

If the owner or his representative is not available, the Technical Delegate acting on advice of the Official Veterinary Surgeon may order the horse to be euthanized.

23. RULES

Pony Club rules must be followed at all times when at any Pony Club class or event.