

## TABLE OF CONTENTS SECTION 8 ONE DAY EVENT

SAFETY OFFICER	4
CHAMPIONSHIP QUALIFICATIONS AND RULES	4
1. STANDARD OF ENTRY	5
2. ELIGIBILITY	5
3. AGE GROUPS AND ELIGIBILITY	5
4. AGE OF HORSES	5
5. FITNESS INSPECTION	6
6. FITNESS INSPECTION—LEAVING	6
7. FITNESS INSPECTION—PRESENTING	6
8. UNIFORM	6
9. GEAR AND UNIFORM CHECK	7
10. AWARDS	7
11. ORDER OF TESTS	8
12. RELATIVE INFLUENCE	8
13. PLACINGS	8
14. SCORING FOR CHAMPIONSHIPS	8
15. EQUALITY OF SCORE — INDIVIDUAL	8
16. EQUALITY OF SCORE — ZONE AND INTERSTATE TEAMS	9
17. ORDER OF STARTING	9
18. ABUSE OF HORSES AND DANGEROUS RIDING	9
19. DOPING (MEDICATION CONTROL)	9
20. OFFICIALS — VETERINARY	9
21. TEAM MANAGERS' DUTIES	10
22. SALUTE	10
23. DISQUALIFICATION	10
24. ACCESS TO COURSE AND PRACTICE AREA	10
25. DIMENSIONS FOR CROSS COUNTRY COURSES	11
26. SPEEDS FOR CROSS COUNTRY - SEE TABLE B	11
27. OPTIMUM TIME	11
28. EFFORTS	11
29. PRESENTATION PARADE	11
30. PROTESTS	11
31. RESPONSIBILITY	12
DRESSAGE	12
32. TESTS	12
33. WHIP AND SPURS	12
34. LAMENESS	12
35. PENALTIES	12
36. CALCULATION OF SCORES	13
37. STARTING OF TEST	13
38. MARKING SHEETS	13
39. SADDLERY (Dressage Phase)	13
CROSS COUNTRY	14
40. SUPERVISION	14
41. COURSE	14
42. OBSTACLES	14
43. HEIGHT OF OBSTACLES	15
44. SPEED	15
45. PENALTIES	15
DEFINITIONS OF FAULTS	20
46. REFUSAL	20
47. RUN-OUT	20

48. CIRCLE	20
49. FALL OF COMPETITOR	21
50. FALL OF HORSE	21
51. MARKING OF THE COURSE	21
52. CLASS INDICATORS	21
53. POSITION OF MARKERS	21
54. OUTLINE OF OBSTACLES	22
55. ACCESS TO COURSE	22
56. PLAN OF THE COURSE	22
57. MODIFICATION OF THE COURSE	22
58. COMPETITOR IN DIFFICULTY AT AN OBSTACLE	22
59. UNAUTHORISED ASSISTANCE	24
60. ELIMINATION AND RETIRING	24
61. JUMP JUDGES	24
62. TIME KEEPING	25
63. METHOD OF STARTING	25
64. SCORING	26
SHOWJUMPING	26
65. RULES	26
66. COURSE	26
67. OBSTACLES	26
68. STARTING	26
69. SPEED	26
70. PENALTIES	27
NOTES FOR CROSS COUNTRY JUMP JUDGES	28
SCORING	29
FAULTS AT OBSTACLES	29
DEFINITIONS OF FAULTS	29
LOSS OF APPROVED EQUESTRIAN HELMET	32
JUMPING AN OBSTACLE TWICE OR MISSING AN OBSTACLE	32
DISLODGING OF RAIL OR RIDER APPROACHING AN OBSTACLE	33
ELIMINATION OR RETIRING	33
DISQUALIFICATION	33
RESPONSIBILITY	33

## **COMPETITION RULES**

In the event of conflict between association rules and the rules of other equestrian bodies hereafter referred to, precedence will be in the order set out:

- a. The Pony Club Association of NSW
- b. E.A. Rules (current edition)
- c. F.E.I. Rules (current edition)

If a discrepancy between the rules of Pony Club NSW and E.A of a technical nature only is discovered, upon recommendation from the relative discipline Advisory Committee the Executive may approve a change to that rule. That change may be updated in the relevant Blue Book Section immediately. This is not to apply to any rules regarding gear or safety. Examples may include a change in scoring systems, refusals, errors of course, update of tests etc. If the Executive is not satisfied the change is of a technical nature the decision is to be held over to next meeting of the State Council.

## **GRADING**

GRADING All club, Zone, and inter-zone one day events are to be run in grades. Grades are: Associates — Championship, A, B, C, D and E grades. Under 17 (Juniors) — Championship, A, B, C, D and E grades. The Zone Chief Instructor is the final arbiter regarding any grading.

## **RECOMMENDATION FOR GRADING PROCEDURES**

When grading riders for eventing, the greatest emphasis should be placed on the proficiency of the horse/rider combination in the cross-country phase.

DRESSAGE — Not seen as a criterion for grading.

CROSS COUNTRY — The use of a cross country course with jumps suitable to all grades would of course be ideal for the person doing the grading so that the rider can be seen over all types of obstacles at the grade proposed. Start by having the rider attempt obstacles at a grade lower than that which is being aimed for until the rider's competency is established. Only when the rider is safe and under control at one grade should they be allowed to attempt the next step up.

SHOWJUMPING — As the showjumping is usually the lesser of the jumping tests, proficiency at this phase is not considered as important as the cross-country phase ability.

## **GRADING PERFORMANCE CARDS**

Grading cards and protective covers are available from the Association office. These are required to be taken to all competitions and be endorsed by judges (or if unavailable, the chief steward), when placings are gained. These cards are to be kept up-to-date and will be required by the Zone Chief Instructor and Association office for verification of performance for selection of interstate teams.

They must also be available to the Zone Chief Instructor with nominations for state championships, to be forwarded to the Association office. Upgrading is by means of a cumulative point score or by authority of the Zone Chief Instructor. Whenever grading cards are required for verification of performance, photocopies of both sides thereof should be submitted unless originals are specifically called for.

Open performances may be noted for reference only, but do not count for upgrading.

## **RECORDING**

Zone Secretaries (or a person appointed for the duty) are required to keep a master record

of all grading's in the zone. The results of events within a zone should be forwarded to the Zone Secretary by the Club Secretaries as soon as possible following the events.

### **GRADES FOR ONE DAY EVENTS**

All dimensions are a maximum, and it is not necessary for all obstacles to be of these dimensions.

Please refer to Table A for Cross Country Dimensions and Table B for Showjumping for One Day Event Dimensions on pages following.

### **RECOMMENDED GRADING POINT SCORE SYSTEM**

“E” Grade Horse/Rider combination becomes “D” Grade on the accumulation of 12 points.

“D” Grade Horse/Rider combination becomes “C” Grade on the accumulation of 12 points.

“C” Grade Horse/Rider combination becomes “B” Grade on the accumulation of 18 points.

“B” Grade Horse/Rider combination becomes “A” Grade on the accumulation of 18 points.

Points are awarded at Pony Club events only, and are awarded as under:

1st place 5 points 2nd place 4 points 3rd place 3 points 4th place 2 points 5th place 1 point

Point scores are NOT cumulative through grades.

### **SAFETY OFFICER**

A Safety Officer must be appointed for all Championships for full details on the position please refer to Section 5.

## **CHAMPIONSHIP QUALIFICATIONS AND RULES**

State Championships are conducted in age groups in Advanced and Novice sections.

If entries are excessive at championships, sections may be divided, and placings awarded accordingly. The Advisory Committee reserves the right to review all gradings.

At State Championships a competitor, unless he is permitted to change his mount, may not transfer from one grade to another grade after the closing date of entries.

Grading cards or photocopies thereof are to be forwarded to Zone Secretary, with nomination for State or Interstate Championships.

Riders wishing to enter into PCA NSW State One Day Event Championship must have completed a minimum of two (2) One Day Events at the height that they nominate e.g. A grade 1\*, B Grade EVA90.

### **TABLE A – CROSS COUNTRY DIMENSIONS**

(All measurements and speeds are maximum)

OBSTACLES	E	D	C	B	A	CHAMP
Maximum height of solid obstacle and solid part of brush/bullfinch	0.45m	0.60m	0.80m	0.95m	1.05m	1.10m
Brush fence – maximum	0.60m	0.75m	0.90m	1.05m	1.20m	1.30m
Spread without height – maximum	1.00m	1.20m	1.40m	2.00m	2.40m	2.80m
Spread with height – maximum						
• At high point	0.60m	0.75m	0.80m	1.00m	1.20m	1.40m
• At base	0.80m	0.90m	1.20m	1.50m	1.80m	2.10m
Drop – maximum						
• One at	0.60m	0.80m	1.00m	1.20m	1.40m	1.60m
• One at			0.80m	1.00m		

Water depth – maximum	0.20m	0.30m	0.30m	0.50m	0.50m	0.50m
Minimum width of water crossing	6.00m	6.00m	6.00m	6.00m	6.00m	6.00m
Height of obstacle/bank into water						
• With drop	n.a.	n.a.	0.30m	0.80m	0.80m	1.10m
• Without drop	n.a.	0.30m	0.30m	0.80m	0.80m	1.10m
Cross Country Speeds at mpm	325	350	400	450	475	500
Distance	500- 2000 m	1000- 2000 m	1500- 2500 m	2000- 3000 m	2000- 3000 m	2500- 3500m
Number of efforts	10-25	15-25	15-25	15-25	20-25	25-30
<p>Any roof or fixed solid barrier over an obstacle must not be less than 3.50m above ground level.</p> <p>The last cross county obstacle shall not be less than 30m or more than 75m from the finish.</p> <p>Only one drop fence to the maximum listed above may be included on course. The total number of drops may not be excessive (i.e. 20% of the number of efforts for the whole course)</p> <p>The number of efforts should relate approximately to the length of the course. Championships grade jumps should be a mixture of “A” and “Championship” grade</p>						

**Table B Showjumping for One Day Event**  
(All measurements and speeds are maximum)

OBSTACLE	C	B	A	CHAMP
Height – maximum	.80m	.95m	1.05m	1.15m
Width – maximum	.80m	1.00m	1.20m	1.40m
Combinations	Double	*	*	2 Doubles or 1 Double & 1 Treble

2 doubles or 1 double and 1 treble combination permitted.

**RECOMMENDED SPEED:**

E Grade 300 metres per minute.  
D Grade 325 metres per minute  
C, B, A & Championship Grade 350 metres per minute.

FEI approved breakaway cups must be used on the back rail of any spread fence 90cm and over, from 1st January 2010.

**1. STANDARD OF ENTRY**

At all state championships the standard of competition will be high. It is the responsibility of the Zone Chief Instructor to ensure that mounts are fit and meet the required standard and that riders are capable of state championship level competition. The Zone Chief Instructor is the final arbiter of entries being submitted for zone representation at state championships.

**2. ELIGIBILITY**

Rider — for membership qualifications and rally attendances — refer section 4.  
Horse — ownership qualifications — refer section 4.

**3. AGE GROUPS AND ELIGIBILITY**

D Grade 10 and Under 17 C Grade Associate  
C Grade 10 and Under 17 B Grade Associate

B Grade 13 and Under 17  
A Grade 13 and Under 17

A Grade Associate  
Championship Grade Associate

If entries are large enough within grades further divisions may be made by the organising committee.

#### **4. AGE OF HORSES**

For competition in Eventing state championships, horses must be at least FIVE years old to be eligible to compete, i.e. horses to show all permanent teeth and the corners to be in wear. This is the only criterion that will be used.

#### **5. FITNESS INSPECTION**

A fitness inspection is compulsory prior to the dressage phase and before the showjumping phase. It is the responsibility of the competitor and team manager to ensure that all horses receive an appropriate fitness inspection at the appointed time. A rider not complying with this requirement will be excluded from competition at the discretion of the advisory committee. Suspect or doubtful horses may be asked to present for a further inspection and a veterinarian shall be present to make the final decision as to participation or further participation in the event.

If any person other than a qualified veterinarian is appointed to carry out the inspection this person must be approved by the advisory committee and be a member of the association. Horses are inspected under saddle. Saddles are to be removed on request.

A horse verified to be lame by the officiating veterinary surgeon at State Championships shall be scratched from the event by the Advisory Panel.

Horses which fail to pass a veterinary inspection shall not be permitted to re-present at a fitness or veterinary inspection at the same Championships.

#### **6. FITNESS INSPECTION—LEAVING**

No horse may leave the ground after the fitness inspection at State Championships until the conclusion of the final parade without the permission of the advisory committee.

#### **7. FITNESS INSPECTION—PRESENTING**

When presenting for fitness inspections on the day prior to the One Day Event Championship, competitors must wear their back number. Full Pony Club uniform or a casual uniform of fawn jodhpurs, polo shirt (with collar and sleeves) in Club, Zone or State colours, together with regulation cap and boots must be worn at all Fitness Checks at State Championships.

At State Championships, fitness checks are conducted in Zone groups.

#### **8. UNIFORM**

All competitors must wear full pony club uniform, i.e. long-sleeved shirt (worn with sleeves down and buttoned up), tie, fawn or oatmeal jodhpurs (the wearing of a coat is NOT permitted). Polo shirts or sloppy jo's of one plain colour may be worn in the cross-country phase of a One Day Event. Zone numbers may be displayed on the sleeve, or Association, Zone or Club emblems may be displayed on the front — no other display is permitted. If a shirt is worn in the cross-country phase, a tie does not have to be worn. If a jumper is worn at State Championships it must be of knitted wool or wool blend, it shall have long sleeves or be a sleeveless pullover, with a V-neck and be of one plain colour.

The use of approved Body Protectors for all disciplines is permitted. They may be worn over or under Pony Club uniform with preference to wearing under the shirt or jumper. Back

numbers must be worn on the outside.

The use of approved Body Protectors for all disciplines is permitted. They may be worn over or under Pony Club uniform with preference to wearing under the shirt or the jumper. Back numbers must be worn on the outside.

Cross Country – the use of a Body Protector is mandatory at all levels for competition and training for Cross Country at all PCA NSW activities and events. A body protector manufactured after 2009 and labelled as complying with one of the following standards is mandatory effective 1st January 2020.

EN13158:2009 level 3  
BETA 2009 Level 3  
EN13158:2018 level 3  
BETA 2018 Level 3

The only acceptable approved equestrian SNELL E2001 helmets for use at Pony Club are those that carry the ASNZS 3838, ARB HS 2012, SNELL E2001, ASTM F1163, PAS 015, EN 1384 (manufactured prior to 31 December 2015) or VG1 (from 1st January 2016) all helmets must show Standard accreditation and be specifically designed for equestrian use. Slip covers on helmets coloured brown, black or in Club or in Zone colours are permitted. For further details see Section 7.

Boots: riders under 17 wear short Jodhpur boots (elastic sided, reasonably smooth fully soled, solid upper riding boots). Associates have the option of wearing short or long boots. Solid leather gaiters of the same colour as the Jodhpur boot may be worn wherever long boots are permitted.

Timepieces are permitted to be worn by rider's C grade and upwards.

Note: At the State ODE Championships, timepieces are permitted to be worn by riders competing in the 13-under 15 years Advanced Section and upward. Competitors in the 12-Under 15 years Novice Section are not permitted to wear timepieces. Refer full details — section 7.

The only jewellery permitted to be worn by riders when mounted are studs in the ears as per jewellery regulations – section 7 and wristwatches/timepieces (medical alerts are permitted). If gloves are not worn, then rings must be taped.

It is recommended that medical armbands should be worn at State Championships during the Cross-Country phase and that Club and Zones encourage riders to wear them during the Cross-Country phase in Club and Zone Eventing.

## **9. GEAR AND UNIFORM CHECK**

All gear is to be checked by the gear steward prior to each phase and must be in accordance with Pony Club rules. - See section 7

## **10. AWARDS**

- a. To fifth place in each age division, unless the number of entrants exceeds 20 riders and then placing to 10th.
- b. Champion and Reserve Championship each Division.
- c. Zone Teams will be drawn from 4 riders from one Zone with the lowest Penalty

- Score in any Grade. The 4 scores to be totalled and the Zone with lowest total penalty score will awarded the title.
- d. Champion State Teams will be drawn from 4 riders from one State with the lowest Penalty Score in any Grade. The 4 scores to be totalled and the State with lowest total penalty score will awarded the title. (Must be 3 or more qualifying State to be awarded).
  - e. Zone Fitness Check Presentation Perpetual Trophy.
  - f. D Grade Rider closest to Optimum Time Award (all other Divisions can wear timepieces).

Interstate and Zone teams to comprise a minimum of 3 and maximum of 4 riders in any Grade. All scores to count.

Teams will be selected on performances at the Championship.

### **11. ORDER OF TESTS**

The dressage test will always be held first. The order of the cross country and showjumping tests is optional.

### **12. RELATIVE INFLUENCE**

The relative influence on the whole competition exerted by the dressage should be slightly more than exerted by the showjumping, but considerably less than that exerted by the cross country.

### **13. PLACINGS**

The same horse and rider must complete all three tests mounted and elimination from one test involves elimination from the whole competition.

- a. The placing is reached by adding together all the penalty marks incurred in the different tests.
- b. The winner is the competitor with the lowest total of penalty marks.

### **14. SCORING FOR CHAMPIONSHIPS**

The competition is scored on a penalty basis. The PENALTIES INCURRED FOR EACH TEST, TO THE NEAREST WHOLE FIGURE, are to be added together and the competitor with the lowest total penalty score is the winner.

A point scoring system is used based on ten points for first place, down to one point for tenth place for each event in each age group. In the event of equal places these points will be awarded in a similar way to the division of money under normal competition conditions.

**POSTING OF SCORES:** The final Championship scores will be displayed for a minimum of 15 minutes prior to the award being made for that particular Championship. The time of the final posting of each score sheet will appear on the bottom of the score sheet.

In the case of 2 dressage judges being used, provision is to be made for the marks awarded by each judge to be shown on the scoresheet.

### **15. EQUALITY OF SCORE — INDIVIDUAL**

In the event of a tied score for an individual Championship, a count-back is affected on the individual score in the following order:

- i. The best cross-country score (least number of total cross-country penalties)
- ii. Closest time to optimum time allowed
- iii. Total dressage scores



If no result is determined, the total dressage score is the determining factor then the last collective dressage mark on the paper then upwards through the test.

## **16. EQUALITY OF SCORE — ZONE AND INTERSTATE TEAMS**

Teams are to comprise a maximum of 4 (advanced) competitors and a minimum of 3 (advanced) competitors. All scores to count.

If 2 individuals have a tied score for placings in the team, preference is given to the more advanced age group. If 2 Zones have equal aggregate scores, a count back is employed on major placing's within the teams e.g. 2 first placing's, coupled with 1 fourth placing (27 points) takes precedence over 3 second placing's (27 points). In the event of a tie still existing, preference is given to competitors in the most senior age group.

## **17. ORDER OF STARTING**

The order of starting will be drawn after entries have been received. The order of starting drawn up after close of declarations will be adhered to throughout the competition, unless the jumping test takes place last, in which case the order of starting of this test may be run in reverse order of the placings, or at the discretion of the advisory committee.

Competitors must, under penalty of elimination, be prepared to start in order as shown in the draw. If, in exceptional circumstances, it is necessary to alter the timetable, all reasonable steps must be taken to inform competitors when they must, under penalty of elimination, be prepared to start at their revised times.

## **18. ABUSE OF HORSES AND DANGEROUS RIDING**

Any act or series of actions, which, in the opinion of the Technical Delegate can clearly and without doubt, be defined as abuse of horses or dangerous riding will be penalised by elimination. Similarly, any rider who affects the safety of any horse, rider or third party will be considered to have acted dangerously and will be penalised by Elimination. Advisory Committee members will be placed at strategic points on the course to advise the Technical Delegate of any breach of Rules.

Abuse of horses includes:

- rapping;
- riding an exhausted horse;
- excessive pressing of a tired horse;
- riding an obviously lame horse;
- excessive use of whip and/or spurs.

Official must report such actions as soon as possible to the Technical Delegate and Advisory Committee, supported where possible by a statement from one or more witnesses. The Advisory Committee must decide if there is a case to be answered.

## **19. DOPING (MEDICATION CONTROL)**

The control of Medication of Horses must be conducted in accordance with the FEI General Regulations and FEI Veterinary Regulations.

## **20. OFFICIALS — VETERINARY**

A veterinary surgeon must be present during the cross-country phase of the competition. A veterinary surgeon must be available on call for the duration of the event.

Destruction of Severely Injured Horses

If a horse is so severely injured that on humanitarian grounds it ought to be destroyed, the

following procedure will apply:

- If the owner or his authorised representative is present, his agreement will first be obtained by the official veterinary surgeon.
- If the owner or his representative is not available, the Technical Delegate acting on the advice of the official veterinary surgeon may order the destruction of a horse.

## **21. TEAM MANAGERS' DUTIES**

Team Managers are responsible for collection back numbers. Team Managers are not permitted to accompany team members any further than the gear check point and are not permitted entry to the competition arena during championships.

Team Managers shall be in possession of a Horse ID for all horses in their team, including colour, markings and brands, signed by their Zone Chief Instructor or other authorized zone officer in the event that the Zone Chief Instructor is not available. Team Managers shall be aware of the rules relating Biosecurity and all horses including any substitution of a horse shall complete and provide a Horse Health Declaration at the event.

This information is to be made available to the Gear Check Steward and Technical Delegate only in the event of query or dispute. Refer section 7.

## **22. SALUTE**

Competitors are not permitted to remove their helmet in salute or for award giving. Retention harness must be firmly in place whenever riders are mounted.

## **23. DISQUALIFICATION**

- a. A competitor who loses his/her helmet is eliminated.
- b. A competitor who refuses to obey the direction of any officiating steward or official is to be reported to the Technical Delegate and after consideration by the disputes committee, may be disqualified from the competition.

Horses that are marked by the Dressage judges as being either lame or uneven shall be examined by a Veterinarian (at the expense of the competitor) before continuing in the competition.

- c. If at any time during the competition a horse is lame or unfit to continue, it will be eliminated on the authority of the Technical Delegate or Advisory Committee. Competitors are warned that competing with a horse in such a condition can amount to abuse.

With the exception of the State Championship, riders who are eliminated on a technical point may continue the competition. Riders who are eliminated for falling off or any other breach of the rules, which may compromise either the safety of the rider or horse, may not continue.

## **24. ACCESS TO COURSE AND PRACTICE AREA**

Competitors and team managers only may walk the showjumping course, at the announced time. Team managers must be suitably attired, preferably in zone uniform.

Following the announcement that the course is open, team managers will inspect the cross-country phase with team members.

The Cross-Country course for State One Day Event Championships cannot be ridden or competed on by entered horse and rider combination or in any other combination for 28

days prior to the cross country phase of the event.

### Practice Obstacles

Competitors may only jump in practice those practice obstacles provided by the Organising Committee.

The Organising Committee must provide at least one fixed practice obstacle, the dimensions of which may not exceed those for the cross-country test.

The Organising Committee must also provide at least two adjustable practice obstacles, one vertical and one spread, in the exercise area near the jumping arena. These obstacles, constructed in the usual manner, must be marked with red and white flags. No part of the obstacle may be held by anyone during practice jumping. These obstacles may not be set higher or wider than the round in progress.

The practice obstacles shall only be jumped at times laid down by the Organising Committee. Violation of any of the above provisions relating to practice obstacles will result in Elimination.

## **25. DIMENSIONS FOR CROSS COUNTRY COURSES**

As soon as possible after the allocation of the venue and prior to the building of the course, the advisory committee is required to meet with the host zone championships committee and the course designer, to advise association regulations governing courses, the standard required and the expected number of courses etc.

At the Championship, the host Zone is required to supply a suitable vehicle for the Technical Delegate to use on the Cross-Country course.

THE HOST ZONE MUST ALSO PROVIDE AN EMERGENCY RADIO CHANNEL DESIGNATED FOR THE USE ONLY OF THE TECHNICAL DELEGATE, THE HOST ZONES CHIEF INSTRORS AND COURSE CONTROLLER, THE AMBULANE AND THE CRASH CREW.

SEE TABLE A FOR DIMENSIONS FOR CROSS COUNTRY AND TABLE B FOR SHOWJUMPING DIMENSIONS FOR ONE DAY EVENTS.

## **26. SPEEDS FOR CROSS COUNTRY - SEE TABLE A**

### **27. OPTIMUM TIME**

The length of the course (metres) divided by cross country speed (metres per minute) gives the optimum time for the course.

### **28. EFFORTS**

At State ODE Championships, the number of efforts required from a horse/rider on the Cross-Country course which follow the normal route will be as shown in Table A.

### **29. PRESENTATION PARADE**

For details of requirements for presentation of awards refer section 4. All competitors to parade unless special dispensation is granted by the Advisory Committee — refer section 4 for details.

### **30. PROTESTS**

Refer section 4.

30A. These rules are established so that competitors and teams of competitors may compete against each other under fair and equal conditions.

30B. Every eventuality cannot be provided for in these rules. In any unforeseen or exceptional circumstances, it is the duty of the Technical Delegate, Executive and Advisory Committee to make a decision in a sporting spirit approaching as nearly as possible the intention of these rules and of the general regulations of the association and EA.

### **31. RESPONSIBILITY**

The Association Advisory Committee, together with the Executive, Technical Delegate and Organizing Committee, reserve the right to alter or delete any part of any program or make any alterations or changes required, if circumstances present. (Also refer General Championship Regulations — section 4.)

## **DRESSAGE**

### **32. TESTS**

The dressage test is judged under E.A. rules, except where modified below, or Association rules apply. ALL TESTS must be ridden from memory.

Exception: At Club or Zone level, the organizing committee may in certain circumstances allow a caller, with a penalty to be applied or under Sports Connect procedures without a penalty to be applied.

This must be made known on the schedule and prior to entries being received.

Dressage tests shall be conducted in a 20 m x 60 m arena. When there is one judge only, he will be positioned at C. When there are two judges, one will be positioned at C and the other may be positioned at either M or H (2.50 m from and on the prolongation of the long side) or at either E or B (outside and 5 m from the arena).

This will be at the discretion of the Advisory Committee. The dressage test will be notified prior to the event.

Gate openers will be used at State Championships. It is the responsibility of the Rider / Team Manager to arrange for a gate opener.

### **33. WHIP AND SPURS**

The carrying of a whip is not permitted. Dummy or other spurs approved by Pony Club Association NSW may be worn (see Section 7). E Grade riders only are permitted the use of a riding crop, the length of which must be 75cms or less for the Dressage Phase of a One Day Event. Please see Section 7 for full details.

### **34. LAMENESS**

If there is doubt as to the soundness of his horse, the competitor will be allowed to complete the test and any unevenness of pace will be severely penalized. The judge(s) will report the matter to the Technical Delegate who will decide if the horse shall be permitted to continue the competition.

If a horse is so lame that in the opinion of the judge(s) it ought not be asked to complete the test, the judge(s) may, without appeal, eliminate the competitor from the phase and thus from the competition.

### **35. PENALTIES**

First error of course	2 penalties
Second error of course	4 penalties

Third error of course  
Loss of helmet

Elimination  
Elimination

### **36. CALCULATION OF SCORES**

- For each judge, the mark as a percentage of maximum possible good marks obtainable is then calculated. This percentage is obtained by dividing total good marks of the judge (minus any error of course or test) by maximum possible good marks obtainable and then multiplying by 100 and rounding the result to two decimal digits. This value is then shown as the individual mark for this judge.
- Average percentage for the competitor is obtained by adding together the percentage for each judge and dividing by the number of judges always rounding the result to two decimal digits.
- In order to convert average percentage into penalty points, this must be subtracted from 100 and multiplied by 1.0. The result is the score in penalty points for the test

Reasons for Elimination by Dressage Judges:

- Performing a test with improper saddlery;
- Performing a test with whip(s) (see 33, above for exception with E Grade competitors) or illegal spurs;
- Marked lameness;
- Leaving the arena completely with all four feet between the time of entry and time of exit at A, providing that the arena is fully enclosed;
- Resistance which prevents the continuation of the test for a period longer than 20 seconds.
- Discretionary elimination by the Dressage Judges:
  - Failing to enter the arena within 45 seconds of the starting signal;
  - Entering the arena before the starting signal has been given;
  - Performing a test wearing incorrect items of dress;
  - Receiving unauthorised assistance.

### **37. STARTING OF TEST**

Any competitor who fails to start within forty-five (45) seconds after the signal to start has been given will be eliminated.

### **38. MARKING SHEETS**

The number of the competitor must be entered on the dressage sheet by the penciller. At State Championships the judges' marking sheets will be available to Team Managers when the dressage penalties for all competitors have been calculated.

### **39. SADDLERY (Dressage Phase)**

Ordinary snaffle bit to be used. Refer Section 7 for full details.

WHIPS ARE NOT PERMITTED (see 33, above for exception with E Grade competitors).  
Leather or synthetic saddles permitted. Breastplate (without rings) may be used.  
Martingales, any kind of gadgets (such as bearing, side, running or balancing reins, etc.) any kind of boots or bandages, tongue depressors and any form of blinkers, fly shields, nose covers and seat covers are, under penalty of Elimination, strictly forbidden.

Running martingales, boots, bandages, fly shields and side reins (the latter solely for lunging) are permitted for exercise only.

## CROSS COUNTRY

SADDLERY (Cross Country: For the Cross-Country phases of a One Day Event, bits as shown in the Pony Club Association NSW Bit Dictionary, as amended, are permitted. Refer also to Section 7 — Gear.

### 40. SUPERVISION

At all State One Day Event Championships, a member of the Executive is required to supervise the start and finish of the Cross-Country phase.

40A. At State Championships Zones must provide one (1) volunteer for every five (5) competitors or part thereof.

### 41. COURSE

SEE TABLE A.

### 42. OBSTACLES

#### a. DEFINITION.

An obstacle is considered as such if and only if its extremities are marked with a red and white flag or flags and it is numbered and/or lettered accordingly.

All significant, jumping efforts that the average horse may be expected to attempt to negotiate must be defined as an obstacle or element and flagged, numbered and/or lettered accordingly.

#### b. OBSTACLES WITH ELEMENTS OR OPTIONS

i. Obstacles composed of several elements — if two or more jumping efforts, sited closely together, are designed as one integral test, they will be designated as “elements” of a single numbered obstacle. Each element will be marked with a different letter (A, B, C etc.) and must be negotiated in the correct order. Where two or more jumping efforts are sited so closely together that after a refusal or run-out it would be unreasonably difficult to attempt to negotiate the second or subsequent effort without retaking one or more earlier efforts, these jumping efforts must be designated as one numbered obstacle and lettered accordingly.

ii. Obstacles with options — where an obstacle may be jumped in one effort but has options involving two or more efforts, each of these options must be lettered or numbered as an element.

Options or alternative obstacles can be flagged separately and must be identified by the same number/letter as the direct route. In this case both sets of flags must be marked with a black line. Such “black flag” alternatives are to be judged as separate obstacles or elements, only one of which has to be jumped.

#### c. NATURE OF OBSTACLES

i. The obstacle must be fixed and imposing in shape and appearance. When natural obstacles are used, they should, if necessary, be reinforced so that they remain in the same state throughout the test. All reasonable precautions must be taken to prevent the possibility of a competitor being able to pass mounted under an obstacle.

ii. The Cross-Country obstacles at which a horse, in falling, is likely to be trapped or to injure itself, must be built in such a way that part of the obstacle can be quickly dismantled and can be quickly rebuilt exactly as before. Such a construction must not in any way detract from the solidity of the obstacle.

iii. In all water crossings, the bottom should be firm and consistent.

**d. NUMBER OF JUMPING EFFORTS**

i. Within the limits shown in Table A, the total number of Cross-Country jumping efforts shall be related to the length of the course.

ii. To arrive at the number of jumping efforts, the efforts on the route expected to be taken by the average horse shall be totalled.

**43. HEIGHT OF OBSTACLES**

a. No obstacle will exceed heights as set out in Table A. Height is measured from the point from which an average horse would normally take off. Brush fences, bull finches, etc. may exceed the maximum height, only provided that the solid part of the obstacle, below which a horse cannot pass through with impunity, does not exceed the maximum height. In the case of brush fences only, the overall height will not exceed the regulation maximum by more than 15 cm.

b. Obstacles with a spread only (stream, ditch etc.) must not exceed dimensions as set out in Table A, and a guard rail or hedge in front that facilitates jumping is permitted. It may not exceed 50cm in height and must be included in the measurement of the spread.

c. The last obstacle shall be not less than 30m or more than 75m from the finish.

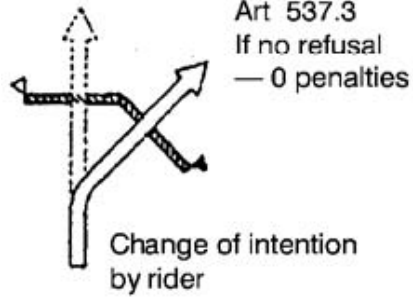
**44. SPEED**

IN ACCORDANCE WITH THE DISTANCE AND TIME IN TABLE A.

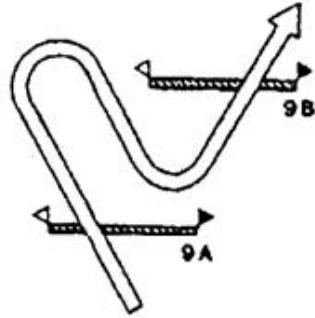
**45. PENALTIES**

The following faults at an obstacle are penalized according to the following table.

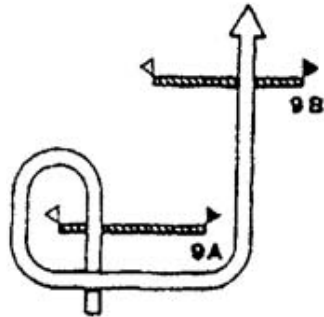
Original intention



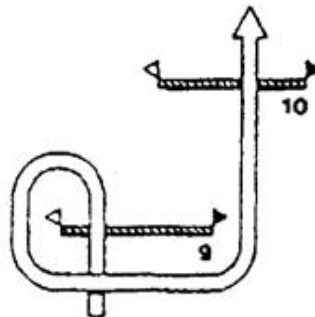
Art 537.3 and/et 537.4  
If no refusal and no run-  
out — 0 penalties



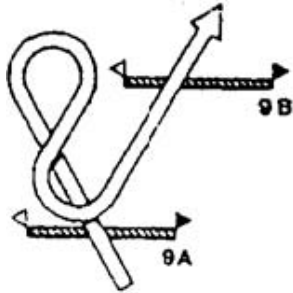
20 penalties Art 537.4.1



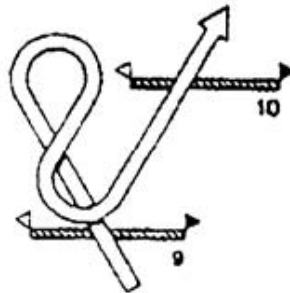
0 penalties Art 537.4



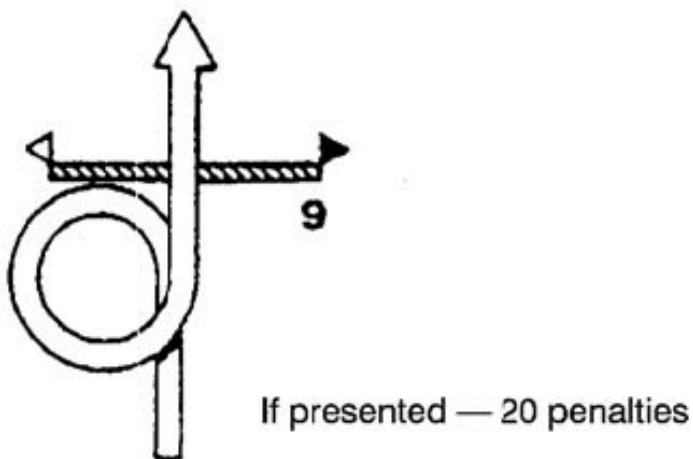
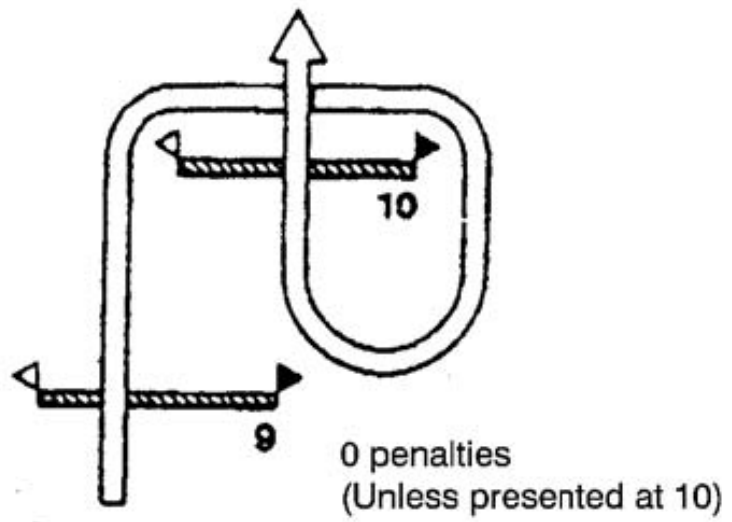
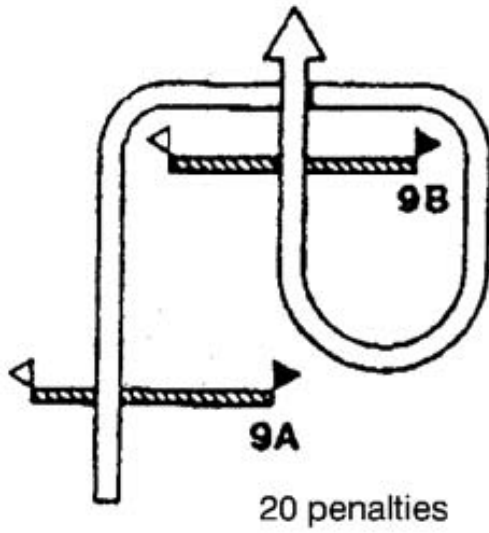
20 penalties Art 537

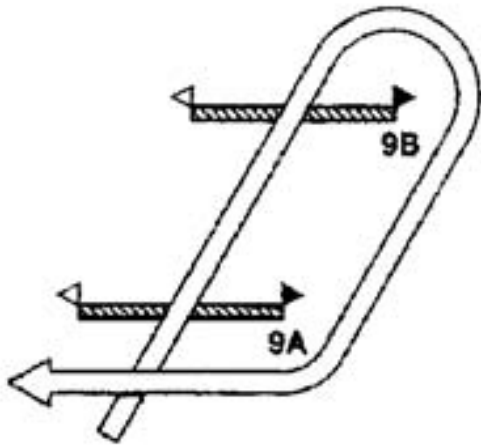


0 penalties Art 537

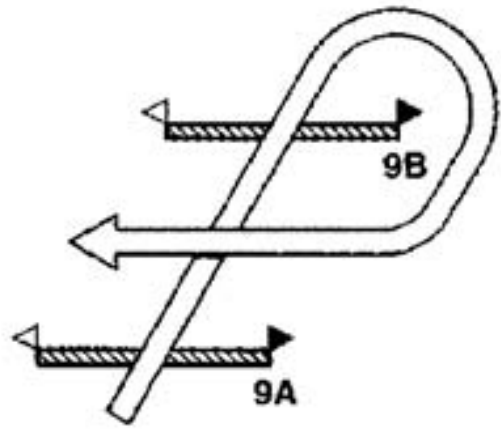




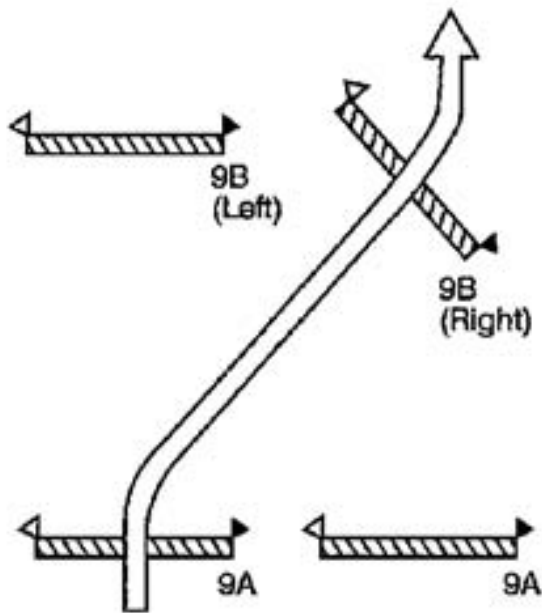




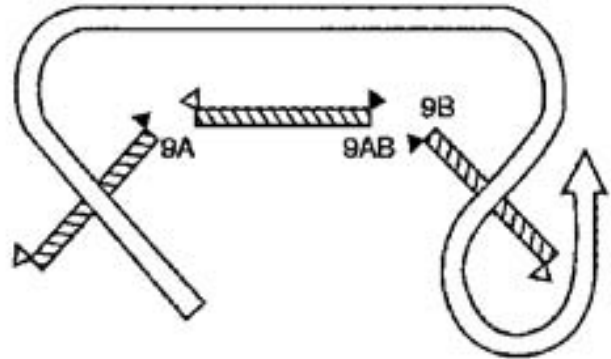
0 penalties



0 penalties



0 penalties



0 penalties

First refusal, run-out, circle of horse at obstacle	20 penalties
Second refusal, run-out, circle of horse at same obstacle	40 penalties
Third refusal, run-out, circle of horse at same Obstacle	Elimination
Fourth refusal, run out or circle on course	Elimination
Loss of helmet	Elimination
Fall of horse and/or rider on cross-country	Elimination
Error of course not rectified	Elimination
Omission of obstacle or boundary flag	Elimination
Retaking an obstacle already jumped	Elimination
Jumping an obstacle in wrong order	Elimination
Jumping an obstacle of a different grade	Elimination

These penalties are cumulative.

For every second in excess of optimum time or for every second or part thereof under optimum time minus 20 seconds	0.4 penalty
Exceeding the time limit (twice optimum time)	Elimination

*Time is counted from the signal to start until the instant when the horse's nose passes the finishing post.*

The time taken is determined by subtracting the reading on the starting line watch from the reading on the finishing line watch and THEN rounding this figure up to the nearest whole second.

Periods during which a competitor has been held up by a jump judge or official will be deducted from the above time, to give his correct time for completing the course.

### Dangerous Riding

Penalties will be determined by the Advisory committee in accordance with the rules. The Advisory Committee may penalise competitors by warning or elimination if they are considered to be or have been riding dangerously.

### Additional Reasons for Elimination

Statutory Elimination by the Technical Delegate or Advisory Committee:

- Abuse of horses;
- Competing with improper saddlery;
- Error of course not rectified;
- Omission of obstacle or compulsory passage;
- Jumping or incurring a fault at an obstacle in the wrong order
- Passing through a compulsory passage in the wrong order;
- Jumping an obstacle in the wrong direction;
- Retaking an obstacle already jumped;
- Competitor in difficulty at an obstacle.

Discretionary elimination by the Technical Delegate or Advisory Committee:

- Dangerous riding;
- Wilful obstruction of an overtaking competitor, or failure to follow the instructions of the officials while being overtaken;
- Causing danger to another competitor while overtaking that competitor;

- Failure to stop when signalled;
- Unauthorised assistance;
- Passing through a compulsory passage in the wrong direction without correction;

## **DEFINITIONS OF FAULTS**

The following faults at obstacles (refusals, run outs, circles or falls) will be penalised unless in the opinion of the responsible official they are clearly not connected with the negotiation or attempted negotiation of a numbered obstacle or element.

### **46. REFUSAL**

At obstacles or elements with height (exceeding 30cm) a horse is considered to have refused if it stops in front of the obstacle to be jumped.

At all other obstacles (i.e. 30cm or less in height) a stop followed immediately by a standing jump is not however penalized, but if a halt is sustained or in any way prolonged, this constitutes a refusal. The horse may step sideways but if it steps back this is a refusal.

After a refusal, if a competitor redoubles or changes his efforts without success, or if the horse is represented at the obstacle after stepping back and stops or steps back again, this is a second refusal; and so on.

### **47. RUN-OUT**

A horse is considered to have run-out if having been presented at the element or obstacle, on the course, it avoids that element or obstacle in such a way that the head, neck and both shoulders of the horse fail to pass between the extremities of the element or obstacle as flagged and it has to be re-presented at it. A rider is permitted to change his mind as to where he jumps an obstacle or element at any time, without penalty, including as a result of a mistake at a previous obstacle or element. If, however, the horse avoids part of the obstacle at which it has been presented, he will be considered to have run out and appropriate penalties are incurred

- a. Run-Out: Horses is considered to have run out (20 penalties) if, having been presented at an element or obstacle on the course, it avoids it in such a way that the body of the Horse (head, neck, shoulders and pelvis – legs are not included) fail to pass between the extremities of the element or obstacle as originally flagged. Continuing on course without representing will incur elimination.
- b. Missing a flag: A Horse is considered to have missed a flag (15 penalties) if the Horse jumps the dimension of the obstacle and the majority of the Horse's body (as defined above) passes through the flags. This means that some part is not inside the flags (e.g. one shoulder, or one shoulder and part of one hip).
- c. The Horses will have successfully negotiated the fence, if the body of the Horse (as defined above) has passed the fences as originally flagged (i.e. the body but not all the legs are inside the flag as considered clear).

### **48. CIRCLE**

- a. A horse will be penalised for a circle if, having been presented at an obstacle, it crosses the track that it created before it jumped the obstacle or before it jumped the last element of a multiple obstacle.
- b. After being penalised for a refusal or circles, a competitor is permitted to cross his original track without penalty in order to make another attempt and may also circle one or more times without penalty, until he again presents his horse at the obstacle.
- c. At separately numbered obstacles, a competitor may circle between or around them without penalty provided he has not re-presented his horse at the second or subsequent obstacles. A circle will always be penalised when it occurs between the elements of a

multiple obstacle.

#### **49. FALL OF COMPETITOR**

A competitor is considered to have fallen when he is separated from his horse, which has not fallen and touches the ground, in such a way as to necessitate remounting or vaulting into the saddle. A fall incurs immediate Elimination.

A rider who dismounts between jumps to check horse or gear will not incur Elimination or penalty, except for time penalties.

#### **50. FALL OF HORSE**

A horse is considered to have fallen when at the same time both the shoulder and quarters have touched either the ground or the obstacle and the ground or when it is trapped in a fence in such a way that it is unable to proceed without assistance or is liable to injure itself. A fall incurs immediate Elimination and the rider must retire from the course.

#### **51. MARKING OF THE COURSE**

##### *Red and white boundary flags*

Red and white boundary flags are used to mark the start and finish and compulsory sections of the course, to define obstacles and to indicate compulsory changes of direction. They are placed in such a way that a rider must leave a red flag on his right and a white flag on his left. Such red or white flags must be respected, under penalty of Elimination, wherever they may occur on the course, whether singly or in pairs. They must be passed mounted.

##### *Direction markers or signs*

Direction markers or signs are normally yellow in colour and are intended merely to show the general direction to be taken and to help the rider find his way. Passing close to them is not obligatory.

#### **52. CLASS INDICATORS**

For the convenience of competitors when they are inspecting the course, coloured indicators are used to mark the obstacles for the different classes.

Where more than one class rides over the same course every obstacle must be defined with an appropriate class indicator at each end, one of which must be marked with the obstacle number for that class.

#### **53. POSITION OF MARKERS**

Boundary flags and direction markers will be large and placed in a conspicuous position.

All obstacles, boundary flags, direction markers, and class indicators which have to be observed by competitors must be exactly in position by the time the course is open for inspection by competitors and any variations in the course for the different classes, clearly marked. \*

\*(If impractical, the position of boundary flags, direction markers and class indicators must be clearly indicated to the competitors during the course inspection.)

Before the commencement of each class, the boundary flags must be re-positioned, where necessary, so that they exactly define the course for the class concerned.

#### **54. OUTLINE OF OBSTACLES**

The outline of the obstacles will not be published in advance. No competitor may, under penalty of elimination, at the discretion of the Advisory Committee have any knowledge about them before the course is open for inspection by competitors.

#### **55. ACCESS TO COURSE**

At the State One Day Event Championships an official course walk will be conducted for Team Managers only by the Technical Delegate and the Course Designer, prior to opening the course for general walking.

The course must be open for inspection by competitors as early as possible on the day preceding the event and by 2pm at the latest on the day prior to the Showjumping phase. Where possible the Cross-Country phase of the State One Day Event Championship will be held on the Saturday afternoon. If the Cross-Country phase is held on the Saturday afternoon then the course will be opened by 2pm on the Friday.

The Team Managers course walk will be conducted at 7am on the Saturday morning of State Championship unless otherwise advised if the course is opened on the Friday.

All concerns are to be submitted in writing to the Technical Delegate.

A Team Managers meeting is to be conducted at the conclusion of the Dressage phase or at a time to be announced.

Competitors may inspect the course on foot only.

#### **56. PLAN OF THE COURSE**

A plan of the course must be displayed (or made available to competitors) at the time the course is open for inspection. This plan must include:

1. Position of the start and finish.
2. Numbered obstacles.
3. Compulsory passages.
4. Distance.
5. Speed.
6. Optimum time and time limit.
7. Any decisions made by Technical Delegate in regard to the course.

#### **57. MODIFICATION OF THE COURSE**

After the course is open for inspection by competitors, no alteration may be made, except that where exceptional circumstances (such as heavy rain) make one or more obstacles unfair or dangerous. The organizers may reduce the severity of or by-pass such obstacles. In such a case, the Technical Delegate and every competitor must be officially informed of the proposed alteration before they start the test.

An official may have to be stationed at the place where an alteration has been made, in order to warn the competitors. If it is necessary in the interests of safety to order an obstacle to be by-passed during the competition, all jumping faults previously incurred at that obstacle shall be cancelled with the exception of Elimination. A competitor who has been eliminated shall NOT be reinstated in the competition. Once taken out the obstacle shall NOT be re-introduced. The Association Advisory Committee will decide what arbitrary adjustment shall be made to competitors' times.

#### **58. COMPETITOR IN DIFFICULTY AT AN OBSTACLE**

If, in attempting to negotiate an obstacle, a horse should be trapped in such a way that it is

unable to proceed without assistance or is liable to injure itself, the competitor will be instructed to dismount and will be eliminated.

The judge in charge of the obstacle will decide if parts of it need to be dismantled or if any other assistance needs to be given to extricate the horse.

A competitor eliminated for any reason **MUST LEAVE THE COURSE AT ONCE AND HAS NO RIGHT TO CONTINUE.**

### *Stopping Competitors*

If any part of an obstacle is obstructed by a competitor in difficulty, or if any obstacle has been dismantled to release a fallen horse, or if an obstacle has been broken and is not yet rebuilt, or in any other similar circumstances, then subsequent competitors must be halted.

In such a case an official should be posted to wave a red flag in the path of an oncoming competitor, who shall indicate that the competitor must stop. Failure to stop is penalised by Elimination at the discretion of the Technical Delegate and Advisory Committee.

Competitors may be stopped at obstacles or at Stopping Points on the course. The judge in charge of the obstacle must record the time at which each competitor was stopped and the time at which he was allowed to continue the course from the same spot but with a flying start. The record of these times will be passed to the official timekeepers. Stopped competitors are restarted by the Technical Delegate only.

**JUMP JUDGES MUST BE EQUIPPED WITH STOP WATCHES FOR THAT PURPOSE.**

The Advisory Committee must, however, take the necessary steps to avoid such incidents.

### *Overtaking*

Any competitor who is about to be overtaken by a following competitor, must quickly clear the way following the instructions of the judge at the obstacle.

A competitor catching up with another may overtake only at a safe and suitable place. In such circumstances the leading competitor must give way. It is forbidden under penalty of elimination for either competitor to wilfully obstruct or cause any danger to the other.

When the leading competitor is committed to jumping an obstacle, a following competitor may only jump that obstacle in such a way that will cause no inconvenience or danger to either.

Wilful obstruction of an overtaking competitor is penalised by Elimination. A competitor Eliminated for any reason **MUST LEAVE THE COURSE AT ONCE AND HAS NO RIGHT TO CONTINUE.**

In the case of a preceding competitor not allowing safe overtaking (for whatever reason), it is the responsibility of the following competitor to draw back or circle to allow a safe distance between himself and the preceding competitor. In such a case, the Technical Delegate will consider a request to deduct the extra time incurred by such a manoeuvre done in the interest of safety.

The time during which the competitor is held up by Officials will be recorded and deducted from the total time taken by the competitor to complete the course.

JUMP JUDGES MUST BE EQUIPPED WITH STOP WATCHES FOR THAT PURPOSE.

## **59. UNAUTHORISED ASSISTANCE**

- a. In cases of doubt, the Technical Delegate, Advisory Committee and Executive of the association decide finally and without appeal.
- b. In particular the following are forbidden:
  - Intentionally to join another competitor and to continue the course in the company of him/her.
  - Intentionally to take a lead from another competitor
  - To be followed, preceded or accompanied on any part of the course by any vehicle, bicycle, pedestrian or horseman not in the competition.
  - To post friends at certain points to call directions or make signals in passing.
  - To have someone at an obstacle to encourage the horse by any means whatsoever.
  - To receive any information, by any means whatsoever about the course before it is officially shown to the competitors.
  - To tamper with the obstacles on any part of the course including for instance flags, indicators, markers, notices, ropes, tree branches, wire or fences, whether temporary or permanent.
- c. The use of any electronic receiving apparatus by competitors or officials of a team is strictly forbidden, except for individual mobile telephones, providing the Advisory Committee approves, and that they do not interfere with the events communication system. The use of any other form of electronic receiving device is subject to the approval of the Technical Delegate.
- d. Officials or spectators who draw attention to a deviation from the course are giving unauthorised assistance.

In this case the competitor may be eliminated and the official concerned penalized at the discretion of the Technical Delegate and/or Advisory Committee according to the Associations rules.

- e. In cases of doubt, the Technical Delegate, Advisory Committee and Executive in attendance decision is final and without appeal.

## **EXCEPTIONS**

- a. If a competitor dismounts, he may be assisted to catch his horse, adjust his saddlery to remount, or be handed any part of his saddlery or equipment, while he is dismounted or after he has remounted.
- b. At the start of the Cross Country and at any other point determined and announced by the Advisory Committee it is permitted to assist the competitor and to attend to his horse (groom, water, etc.)
- c. A competitor may be handed his whip or spectacles at any time without dismounting and without penalty.
- d. A competitor may receive clarification of jumping penalties from the Jump Judge e.g. after having knocked a flag at a corner obstacle.

## **60. ELIMINATION AND RETIRING**

Competitors Eliminated or retiring from any part of the course for any reason whatsoever shall do so at a walk and shall take every precaution to avoid disturbing other competitors. THEY SHALL NOT JUMP ANY OBSTACLES AFTER BEING ELIMINATED OR RETIRING.

## **61. JUMP JUDGES**

Judges must be appointed for all obstacles on the course, but one judge may take charge of more than one obstacle provided they are all clearly visible to him and he is in a position to maintain adequate control.



All jump judges are required to be briefed on the course design etc. by the Technical Delegate and after the event is completed jump judges must remain at the venue until after all their score sheets have been checked by the chief scorer and they are then given permission to leave the ground.

Each jump judge is required to have in his possession, a stop watch, to record the time for any competitor/s is held up on the course. All jump sheets should be marked clearly and any unusual happenings should be noted on the sheets. A tick indicates a clear jump and an X indicates a refusal. All sheets should be numbered in sequence by jump judges and signed before returning to scorers. It is suggested that jump judges draw sketches of any unusual happenings; this can then be referred to the Advisory Committee.

A steward should be posted with each jump judge on all Cross-Country jumps, i.e. two officials on each jump.

The Advisory Committee will appoint section judges to supervise a section of jumps, relay messages from judges in that area and make sure any changes in jump numbers, judging positions or whatever are quickly and accurately carried out between competitor groups.

## **62. TIME KEEPING**

Time is counted from the signal to start until the instant when the horse's nose passes the finishing post.

Time is counted in whole seconds, fractions being taken to the next second above e.g. 30-1/5 seconds is recorded as 31 seconds.

When an electronic timer is used for the start of any phase, the starter must cut the beam with his hand.

Periods during which a competitor has been held up by a jump judge or official will be deducted from the above time, to give his correct time for completing the course.

## **63. METHOD OF STARTING**

a. The starting and finishing lines should be marked by red and white flags and with the appropriate sign.

A member of the Association Executive must supervise at the start and finish of the Cross-Country phase.

b. The starts shall be from the halt, under penalty of Elimination. This does not mean that the horse must stand absolutely immobile, but it must not commence the course before the signal is given.

c. In order to simplify the task of the starter for the Cross Country, an enclosure 5m by 5m may be built with an open front through which horses will both enter and start. The competitor must start from within this enclosure and provided he does not start the course before the signal is given, he is at liberty to move around the enclosure as he pleases. An attendant may lead the horse into the enclosure and may hold the horse until the signal to start is given. Arrangements should be made to ensure that a competitor is not eliminated through the uncontrollable action of his horse.

d. An official must be stationed at a convenient distance from the start, who can halt the competitor by waving a red flag if the start is in any way false. The competitor must, under penalty of Elimination, return and re-cross the start line but his starting time will be recorded

as if he had started when originally given the signal.

e. A fenced area is provided at the finish of the Cross-Country phase of One Day Events and riders must walk their horse in this area for a period of five minutes before leaving the area.

#### **64. SCORING**

Penalties incurred for faults at the obstacles and for exceeding the optimum time are added together to give the competitors penalty score for Cross Country.

### **SHOWJUMPING**

SADDLERY (Cross Country and Showjumping Phases).

For the showjumping phases of a One Day Event, bits as shown in the Pony Club Association NSW Bit Dictionary, as amended are permitted. Refer also to Section 7 — Gear.

#### **65. RULES**

The jumping test consists of one round of the course, judged under FEI Table A, see reference Section 9 FEI article 236 except where modified below or where association rules apply. There will be no jump-off.

The Test is not an ordinary Show Jumping Competition, nor a test of style or endurance. Its sole objective is to prove that, after a severe test of endurance, the horse has retained the suppleness, energy and obedience necessary for it to continue.

#### **66. COURSE**

The course will be simple and straightforward, with easy intervals between the obstacles and will be laid out over a distance of not more than 750m. Red and white boundary flags mark the start and finish but need not be used to mark the extremities of the obstacles, provided these are clearly defined. The plan of the course, which must be posted prior to the course being opened for walking must show: position of start and finishing flags, position of obstacles and their type and number, the track to be followed marked by a series of arrows showing the direction in which each obstacle must be jumped, length of course, speed, time allowed and time limit. The course will be available for inspection at least half an hour before the start of the test.

An announcement will be made when the course is open for inspection. Competitors and Team Managers only may walk the course.

Competitors must be dressed in uniform and Team Managers suitably attired, preferably also in Zone uniform.

#### **67. OBSTACLES**

There will be approximately 9 to 12 numbered obstacles including at least one combination, as solid and as imposing in appearance as available materials allow.

#### **68. STARTING**

After the bell has been rung to signal permission to start, the competitor should cross the starting line within 45 seconds. His time will start as he crosses the starting line.

#### **69. SPEED**

The test must be carried out at speeds as indicated in Table B.

## 70. PENALTIES

Knockdown	4 penalties
First Refusal	4 penalties
Second Refusal	8 penalties
Third Refusal	Elimination
Fall of horse and/or rider	Elimination
Error of course not rectified	Elimination
Omission of obstacle or boundary flag	Elimination
Retaking an obstacle already jumped	Elimination
Jumping obstacle in wrong order	Elimination
Failure to immediately replace a loss of helmet	Elimination
Exceeding the time allowed	1 penalty for each
commenced second over the time allowed, up to the time limit.	
Exceeding the time limit	Elimination.

### Time Corrections

The following time corrections should be added when a disobedience results in an obstacle or a flag being knocked down, and time-off is required. Six (6) seconds will be added to the time of the rider for a knockdown with a refusal where it occurs on the course.

### Time Faults

The length of the course and the speed demanded determines the time allowed. Completing the course in less than the time allowed is not rewarded, but exceeding the time allowed, the Athletes are penalized with 0.4 penalty per commenced second. Exceeding the time limit involves elimination.

### Reasons for Elimination

#### Statutory Elimination by the Showjumping Judge

- Jumping or attempting to jump an obstacle in the arena before the start of the test;
- Starting before the signal is given and jumping the first obstacle of the course;
- A horse resisting for 45 seconds during the test;
- Omitting to cross the starting line and/or finishing line between the flags;
- Jumping an obstacle that does not form part of the course during the test;
- Omitting to jump an obstacle of the course;
- Jumping an obstacle in the wrong order;
- Jumping an obstacle in the wrong direction;
- Jumping or attempting to jump an obstacle after an interruption without waiting for the bell;
- Not jumping all the fences in a combination again after a disobedience;
- Not crossing the finishing line mounted before leaving the arena;
- A loose horse leaving the arena before the end of the test, including before starting, provided the arena is correctly closed in accordance with the rules;
- Accepting while mounted, any object whatsoever during the test, except headgear and/or spectacles;
- Error of course not rectified;
- Competing with improper saddlery;
- Exceeding the time limit;
- Third disobedience;
- Failure to reattempt an obstacle after a run-out;
- First fall of horse and/or rider.

#### Discretionary Elimination by the Showjumping Judge

- Not entering the arena when the competitor's number is called;
- Entering the arena unmounted or leaving the arena unmounted;
- All unauthorised assistance;
- Not stopping when the bell is rung during the test;

## **SECTION 8B NOTES FOR CROSS COUNTRY JUMP JUDGES**

The intention of this section is that duplicate copies can be handed to cross country judges for their information.

### **AIM**

(a) To take charge of one or more obstacles on a Cross Country course and record any faults incurred by competitors at that obstacle/s.

(b) To take emergency action in the event of an accident at the obstacle/s. The organizers will have arranged a method by which jump judges can call for assistance, doctor, ambulance or veterinary surgeon if required.

Because this is a responsible position, only competent and experienced people should be appointed for this duty and it is always advisable for an assistant steward to be allocated to each judge. In state championships, this is mandatory.

### **DUTIES**

1. Confirm your availability with the Organizing Committee.
2. Arrive at the venue at least 1/2 hour prior to starting time, or as requested, be available for judges briefing and to have perused the plan of the course prior to the briefing.

For State Championships the Zone Chief Instructor should brief the host Zone judges prior to the day of competition.

3. Judges need a reliable stop watch, pad and pen — (in case the pen of issue refuses to write or you need to make additional notes). It is also advisable to carry wire cutting pliers and spare rope and wire in case you are called on to repair a fence or extricate a horse. Take a stool, hot or cold weather clothing (whichever is applicable) including a hat. A thermos or a cold drink is handy, because you may be at your post for some time
4. In the case of an unexpected problem, a message should be sent to the official in charge of your section of jumps or Advisory Committee.
5. Jump judges must be appointed for all obstacles on the course but one judge may take charge of more than one obstacle, providing that they are clearly visible to him and he is in a position to maintain adequate control.
6. Jump judges should write on each score sheet:
  - a. their name
  - b. the number of the jump
  - c. the number of the score sheet (in sequence)
  - d. sign each sheet prior to handing to collecting steward.
7. The Organizing Committee will arrange for mounted stewards or runners to collect score sheets at regular intervals.
8. After the last competitor has passed each fence, the jump judge must remain in position until he has handed over his last score sheet to the steward appointed for collection.
9. On leaving his position on the jump, he should then report to the Technical Delegate to answer any queries and should remain of the venue for a further 30 minutes in case the scorers require clarification of a happening on that jump. **BEFORE FINALLY LEAVING THE VENUE, PLEASE CHECK WITH THE SCORERS THAT ALL IS IN ORDER.**

## **SCORING**

10. Write the competitors number in the appropriate space on the score sheet as he/she approaches the obstacle.
11. A CLEAN JUMP SHOULD BE INDICATED WITH A TICK. A REFUSAL OR FAULT SHOULD BE INDICATED BY AN X IN THE APPROPRIATE COLUMN.
12. If in doubt on any ruling, the judge should make a detailed sketch and note of the occurrence, which should be handed in with the score sheet. At the conclusion of the event the judge should contact the Technical Delegate to ascertain if notes and sketches were correctly interpreted.

## **FAULTS AT OBSTACLES**

13. There are no marked penalty zones. Faults (refusal, run-out, circling and falls) will be penalized only if in the opinion of the judge concerned, they are connected with negotiation or attempted negotiation of one of the numbered obstacles.

## **DEFINITIONS OF FAULTS**

### **14. REFUSAL**

At obstacles or elements with height (exceeding 30cm) a horse is considered to have refused if it stops in front of the obstacle to be jumped.

At all other obstacles (i.e. 30cm or less in height) a stop followed immediately by a standing jump is not however penalised, but if a halt is sustained or in any way prolonged, this constitutes a Refusal. The horse may step sideways but if it steps back this is a Refusal.

After a Refusal, if a competitor redoubles or changes his efforts without success, or if the horse is represented at the obstacle after stepping back and stops or steps back again this is a second Refusal: and so on.

A third Refusal, circle or run out by the horse at the same obstacle incurs elimination.

### **15. RUN-OUT**

A horse is considered to have run-out if having been presented at the element or obstacle, it avoids that element or obstacle in such a way that it has to be re-presented at it. A rider is permitted to change his mind as to where he jumps an obstacle or element at any time, without penalty, including as a result of a mistake at a previous obstacle or element. If however, the horse avoids part of the obstacle at which it has been presented, appropriate penalties are incurred.

### **16. CIRCLE**

a. A horse will be penalised for a circle if, having been presented at an obstacle, it crosses the track that it created before it jumped the obstacle or before it jumped the last element of a multiple obstacle.

b. After being penalised for a Refusal or circles, a competitor is permitted to cross his original track without penalty in order to make another attempt and may also circle one or more times without penalty, until he again presents his horse at the obstacle.

c. At separately numbered obstacles, a competitor may circle between or around them

without penalty provided he has not re-presented his horse at the second or subsequent obstacles. A circle will always be penalised when it occurs between the elements of a multiple obstacle.

#### 17. FALL OF COMPETITOR

A competitor is considered to have fallen when he is separated from his horse, which has not fallen and touches the ground, in such a way as to necessitate remounting or vaulting into the saddle. FALLS OF HORSE AND/OR RIDER INCUR IMMEDIATE ELIMINATION

#### 18. FALL OF HORSE

A horse is considered to have fallen when at the same time both the shoulder and quarters have touched either the ground or the obstacle and the ground. FALLS OF HORSE AND/OR RIDER INCUR IMMEDIATE ELIMINATION

#### 19. DOUBLE, TREBLE OR MULTIPLE OBSTACLES

a. If 2 or more obstacles, although sited close together, are designed as separate problems, each will be numbered and judged independently. A competitor may refuse twice at each obstacle without incurring Elimination, but he must not, under penalty of Elimination, retake any obstacle which he has already jumped. Refer sketches.

b. If any obstacle, although consisting of several elements, such as banks or steps, or any form of double, treble or multiple obstacle, too close together to re-negotiate each element, in the event of a Refusal, it is designated as one obstacle and marked with a number but each element will bear a different letter (A, B, C etc.). A competitor may refuse only twice in all without incurring Elimination but if he refuses at any part, he is at liberty to retake the obstacle or any part thereof. If, in order to retake the obstacle or any part thereof, it necessitates the competitor passing through the flags of an element the wrong way, he may do so.

Where there is any doubt as to the correct interpretation of the rules in judging such a combination, the Technical Delegate will approve the instructions for the judge, together with a rough sketch if necessary and all competitors must be informed.

#### 20. RED AND WHITE BOUNDARY FLAGS

These are used to mark the start and finish and compulsory sections of the course, to define obstacles and to indicate compulsory changes of direction. They are placed in such a way that a rider must leave a red flag on his right and a white flag on his left. Such red or white flags must be respected, under penalty of elimination, wherever they may occur on the course, whether singly or in pairs. They must be passed mounted.

#### 21. DIRECTION MARKERS OR SIGNS

Direction markers or signs are normally yellow in colour and are intended merely to show the general direction to be taken and to help the rider find his way. Passing close to them is not obligatory and carries no penalty.

#### 22. COMPETITOR IN DIFFICULTY AT AN OBSTACLE

If, in attempting to negotiate an obstacle, a horse should be trapped in such a way that it is unable to proceed without assistance or is liable to injure itself, the competitor will be instructed to dismount and will be Eliminated.

The judge in charge of the obstacle will decide if parts of it need to be dismantled or if any other assistance needs to be given to extricate the horse.

A competitor Eliminated for any reason MUST LEAVE THE COURSE AT ONCE AND HAS

NO RIGHT TO CONTINUE.

### Stopping Competitors

If any part of an obstacle is obstructed by a competitor in difficulty or if any obstacle has been dismantled to release a fallen horse, or if an obstacle has been broken and is not yet rebuilt, or in any other similar circumstances, subsequent competitors must be halted.

In such a case an official should be posted to wave a red flag in the path of an oncoming competitor, who shall indicate that the competitor must stop. Failure to stop is penalised by elimination at the discretion of the Technical Delegate and Advisory Committee. Competitors may be stopped at obstacles or at Stopping Points on the course.

The judge in charge of the obstacle must record the time at which each competitor was stopped and the time at which he was allowed to continue the course from the same spot but with a flying start. The record of these times will be passed to the official timekeepers.

**JUMP JUDGES MUST BE EQUIPPED WITH STOP WATCHES FOR THAT PURPOSE.**  
The Advisory Committee must, however, take the necessary steps to avoid such incidents.

### Overtaking

Any competitor who is about to be overtaken by a following competitor, must quickly clear the way following the instructions of the judge at the obstacle.

A competitor catching up another may overtake only at a safe and suitable place. In such circumstances the leading competitor must give way. It is forbidden under penalty of elimination for either competitor to wilfully obstruct or cause any danger to the other.

When the leading competitor is committed to jumping an obstacle, a following competitor may only jump that obstacle in such a way that will cause no inconvenience or danger to either.

Wilful obstruction of an overtaking competitor is penalised by Elimination. A competitor Eliminated for any reason **MUST LEAVE THE COURSE AT ONCE AND HAS NO RIGHT TO CONTINUE.**

In the case of a preceding competitor not allowing safe overtaking (for whatever reason), it is the responsibility of the following competitor to draw back or circle to allow a safe distance between himself and the preceding competitor. In such a case, the Technical Delegate will consider a request to deduct the extra time incurred by such a manoeuvre done in the interest of safety.

The time during which the competitor is held up by Officials will be recorded and deducted from the total time taken by the competitor to complete the course.

**JUMP JUDGES MUST BE EQUIPPED WITH STOP WATCHES FOR THAT PURPOSE.**

### 23. UNAUTHORISED ASSISTANCE

a. Outside assistance is forbidden under penalty of Elimination. Any intervention by a third party, whether solicited or not, with the object of facilitating the task of the competitor or of helping his horse, is considered unauthorised assistance and the competitor is liable to be eliminated.

b. In particular the following are forbidden:

- Intentionally to join another competitor and to continue the course in company with him.
  - Intentionally to take a lead from another competitor.
  - To be followed, preceded or accompanied, on any part of the course, by any vehicle, bicycle, pedestrian or horseman not in the competition.
  - To post friends at certain points to call directions or make signals in passing.
  - To have someone at an obstacle to encourage the horse by any means whatsoever.
  - To receive any information, by any means whatsoever, about the course before it is officially shown to the competitors.
  - To tamper with the obstacles or any part of the course, including, for instance, flags, indicators, markers, notices, ropes, trees, branches, wire or fences, whether temporary or permanent.
- c. The use of any electronic receiving apparatus by competitors or officials of a team is strictly forbidden, except for individual mobile telephones providing the Advisory Committee approves and that they do not interfere with the events communication system.
- d. Officials or spectators who draw the attention of a competitor to a deviation from the course are giving unauthorized assistance. In this case, the competitor may be eliminated, and the official / spectators concerned penalized at the discretion of the advisory committee according to the association rules.
- e. In cases of doubt, the Technical Delegate and/or Advisory Committee decides finally and without appeal.

#### Exceptions:

- a. If a competitor dismounts, he may be assisted to catch his horse, adjust his saddlery, to remount, or be handed any part of his saddlery or equipment, while he is dismounted or after he has remounted.
- b. At the start of the Cross Country and at any other point determined and announced by the Advisory Committee it is permitted to assist the competitor and to attend to his horse (groom, water etc.).
- c. A competitor may be handed his whip or spectacles at any time without dismounting and without penalty.
- d. A competitor may receive clarification of jumping penalties from the Jump Judge e.g. after having knocked a flag at a corner obstacle.

### LOSS OF APPROVED EQUESTRIAN HELMET

24. If a rider loses his/her helmet, they are eliminated.

### JUMPING AN OBSTACLE TWICE OR MISSING AN OBSTACLE

25. If a competitor jumps an obstacle twice, mark the score sheet in the usual way, but make a note on the sheet that you suspect this to be the case. The decision will be that of the scorers, Technical Delegate and/or Advisory Committee.

If a competitor is seen to by-pass a jump, or approaches from an unusual angle, all that is



required is that the jump judge notes it on the score sheet as being an unusual happening. Again, any decision will be the responsibility of the Technical Delegate and/or Advisory Committee.

#### DISLODGING OF RAIL OR RIDER APPROACHING AN OBSTACLE

26. If a competitor dislodges a rail in refusing or if another competitor is approaching the obstacle (with the rail dislodged) it must be replaced before any competitor is permitted to retake the obstacle. Should the rebuilding of the jump, after a refusal, cause any loss of time to the competitor, the actual time taken during which the competitor/s is hindered must be carefully recorded and noted on the score sheet.

Any competitor in difficulty before an obstacle and who is about to be overtaken by a following competitor, must quickly clear the way following instructions from the judge at the obstacle. If two competitors are hindered by the rebuilding of a fence, the competitor who has not previously attempted to jump the fence should be the first to recommence. A flying start is permitted.

This is where the wire cutting pliers and repair kit are most important. The judge is in control of the fence and should advise the competitor to stop or clear the way.

#### ELIMINATION OR RETIRING

27. Competitors Eliminated or retiring from any part of the course for any reason whatsoever shall do so at a walk and shall take every precaution to avoid disturbing other competitors. *They shall not jump any obstacles after being eliminated or retiring.* If the Elimination or retirement has occurred at one particular jump, the judge in charge must instruct the competitor as above.

#### DISQUALIFICATION

28. The following acts may incur disqualification and if noticed by jump judges, should be noted on the score sheet, for determination by the Technical Delegate and/or Advisory Committee.

- a. Any unwarranted action of any competitor, such as cruelty or unacceptable practice with horse.
- b. A competitor who refuses to obey the direction of any officiating steward.
- c. Failure to have the equestrian helmet retention harness in place.
- d. Abusive or profane language or bad behaviour by a competitor.
- e. Dangerous riding.
- f. A horse that is considered lame, sick, exhausted or incapable. In this case the rider may be stopped and the time of stopping noted. The advisory committee must be quickly summoned to make final decision.
- g. The misuse of whip or spur or ill-treatment of the horse.
- h. Any unacceptable behaviour by a competitor or for any other reason considered unacceptable by the judge.

#### RESPONSIBILITY

29. The task of cross-country jump judge is a responsible one, requiring concentration

anticipation and attention to detail. Conversation with spectators or fellow steward which may divert your attention should be kept to a minimum. In particular, attention should be given to:

- a. Accurately recording time off.
- b. On restarting, giving the competitor the opportunity to have a 'flying start'.
- c. Clearing the fence for approaching riders.
- d. Recording all unusual happenings.
- e. Instruct Eliminated riders to walk back.
- f. Do not miss a rider — they are usually only one minute apart and with the varying speeds of riding, undivided concentration is required.
- g. Don't leave your jump until authorized by an Officiating Steward.
- h. Don't leave the ground until authorized by the Technical Delegate.
- i. Control spectators in the vicinity of the jump by keeping the track clear for approaching horses.

At Zone/Club Level One Day Event competitions, riders (graded C or above) may be permitted to participate on two horses. (One horse competitively, the other non-competitively). The 2nd horse can be either lower, higher or the same grade. If the second non-competitive horse was in the same grade, then the second non-competitive horse would be ridden last.

The decision to allow 2 entries per rider will be at the discretion of the host zone/club.