

2022 STATE SHOWRIDING CHAMPIONSHIPS



PONY CLUB
NEW SOUTH WALES

ENTRIES CLOSE: 8pm Friday 11th November 2022

No late entries will be accepted – entries only to be taken through [JustGo Online Platform](#)

RIDERS MUST GAIN APPROVAL FROM THEIR ZCI PRIOR TO ENTERING

Schedule

Saturday 10th & Sunday 11th December 2022

Glen Innes Showground

Torrington Street, Glen Innes, NSW, 2370

Truck Entrance via Hunter Street

Proudly Sponsored by



EST. 1978

HORSELAND

1.	ENTRIES.....	3
2.	FEES.....	3
3.	ENTRY TO THE COMPETITION VENUE.....	3
4.	HORSE IDENTIFICATION.....	4
5.	SCRATCHINGS.....	4
6.	HORSE SUBSTITUTIONS.....	4
7.	ELIGIBILITY OF COMPETITOR.....	4
8.	ELIGIBILITY AND OWNERSHIP OF MOUNTS.....	4
9.	HORSE WELFARE.....	5
10.	PERFORMANCES (New South Wales Competitors only).....	5
11.	GENERAL RULES FOR STATE CHAMPIONSHIPS.....	5
12.	IDENTIFICATION NUMBERS.....	5
13.	INTER-ZONE.....	5
14.	INTER-STATE COMPETITORS.....	5
15.	GEAR REGULATIONS.....	6
16.	UNIFORM.....	6
17.	DRAW.....	6
18.	TEAM MANAGERS RESPONSIBILITIES.....	6
19.	PARTICIPATING ZONE RESPONSIBILITIES.....	7
20.	FITNESS CHECK.....	7
21.	FITNESS CHECK TROPHY.....	8
22.	GEAR CHECK.....	8
23.	EXERCISE.....	8
24.	PROFESSIONAL COACHING.....	8
25.	DISQUALIFICATION.....	8
26.	APPLICATION FOR EARLY LEAVE.....	8
27.	SCORING.....	8
28.	PROTESTS.....	9
29.	PRESENTATION OF AWARDS.....	9
30.	ZONE FLAG/BANNER.....	9
31.	RESPONSIBILITY.....	9
32.	TECHNICAL DELEGATE.....	9
33.	SAFETY OFFICER.....	10

34.	WORK HEALTH AND SAFETY	10
35.	CAMPING	10
36.	STABLING	10
37.	FIRST AID	10
38.	VENUE DETAILS	11
39.	PHOTOGRAPHER	12

The association reserves all rights to alter any or all of the programs and conditions without due notice. All competitors compete at their own risk.

1. ENTRIES

All Entries must be completed through the [JustGo Online Platform](#). Horse details must be completed prior to entry, including microchip and PIC number. Interstate entries will be accepted (interstate teams cannot ride for competition points or ribbons), entries through the relevant State Office and JustGo. All members must be current financial members of the Pony Club Association and current in their State organisation.

There will be no 'pending' entries for any State Event at the close of nominations.

Before you enter

- **Talk to your ZCI about your suitability for the event and provide results on request.**
- **Confirm with your Club Secretary that you have attended a minimum of three rally days in the preceding 12 months.**
- **Fill out your Horse ID and provide to your Zone Chief Instructor for signing.**
- **No horse ID = no microchip = no ride**

2. FEES

Event Fee: \$130 (Entry Fee \$40, First Aid Levy: \$15, Admin Fee: \$75 per competitor)

Covered Yard Fee: \$60 per horse for duration

Powered Camping Fee: \$60 per family for duration

Admin Fees cover event running costs and include items such as ground hire, cleaning, course design fees, equipment hire, travel/accommodation/meals for Judges and other Officials, ribbons and Champion rugs.

3. ENTRY TO THE COMPETITION VENUE

Competitors and their horses may only enter the venue in the times outlines on the Program of Events. If arriving outside the designated arrival hours you will need to seek approval, please ensure your Team Manager is aware so they can arrange entry to the grounds with an Event Official.

Horse Health Declaration Forms must be produced upon arrival. This form must only be completed within three days leading up to the State Championship. Horse Health Declaration Forms are available on the [PCANSW Horse Health Declaration](#) webpage.

Horses WILL NOT be scanned for their Microchip upon arrival. Microchip numbers will be checked during the Fitness Check prior to the competition. ALL HORSES ATTENDING MUST BE MICROCHIPPED.

4. HORSE IDENTIFICATION

Horse ID Forms must be sent by the competitor to their Zone Chief Instructor. Upon approval of the rider's event entry, the Zone Chief Instructor will submit the form to the State Office and the Zone Team Manager. Team Managers are required to bring a copy of the Horse ID to the fitness check. Horse ID Forms are available on the [PCANSW Horse ID Form](#) webpage.

5. SCRATCHINGS

All scratching's are to be notified to the Zone Chief Instructor as early as possible, and the Zone Chief Instructor should then notify the State Office immediately.

Refund of Entry, Admin and First Aid Fees will only be granted if a copy of a Doctor or Veterinary Certificate is sent to the State Office no later than 30 days from the completion of the Championships. Yard & Camping fees are refundable ONLY where scratching are notified no later than 14 days prior to the start of the Championship. All refunds will be processed by the State Office upon completion of the event. There are no refunds on pre-order only merchandise.

6. HORSE SUBSTITUTIONS

In the event of illness or injury (or for any other reason the Technical Delegate may allow) a horse may be substituted. If a horse is substituted, the State Office or Technical Delegate must be advised in writing no later than 6:00pm on the day prior to competition, by the Zone Secretary or Team Manager, giving the reason, together with the approval of the Zone Chief Instructor and providing verification that the substitute horse is of championship standard.

The substitute horse must be owned by the member, or a member of the rider's Club and comply with all the conditions of nomination for the Championship for which it is being substituted. Any competitor riding a horse not fulfilling the above conditions will incur disqualification.

7. ELIGIBILITY OF COMPETITOR

Entries will only be accepted from current financial and insured members of the Pony Club Association. New South Wales and interstate members' names must appear in the database at their respective Association office.

Competitors are required to have a recorded attendance at a minimum of three Pony Club instructional days in the preceding 12 months. Zone Chief Instructors should verify attendance with the riders Club Secretary prior to approving a competitor's entry.

Prior to completing your entry, check with your ZCI that you are approved to participate. If you have not been approved to enter a refund less a \$20 administration fee will be issued.

Considering the lack of available competitions in 2020, 2021 and 2022 due to COVID-19 and floods, it is strongly recommended by the PCANSW Executive Committee that consideration is given to the qualifying requirements for State Championships for 2022 on a case-by-case basis. This includes rally day attendance and qualifying results. Safety should always be the top priority, with the horse and rider combination being of championship standard, however, zones should be making all efforts in good faith to ensure riders are able to attend the championships.

8. ELIGIBILITY AND OWNERSHIP OF MOUNTS

See [PCANSW Blue Book Section 4](#), Clause 13 for more information.

9. HORSE WELFARE

Health checks will be conducted, and any horse found to be suspect will be separated for further assessment. If upon further assessment the horse is still not found to be healthy a veterinarian will be called at the expense of the rider and the horse will be quarantined until cleared by the veterinarian.

We recommend that you contact your local Department of Primary Industry for further updates and information on biosecurity measures to be implemented by members on 02 6391 3100 or see their website <http://www.dpi.nsw.gov.au/aboutus/about/contact>.

10. PERFORMANCES (New South Wales Competitors only)

Nominations will be checked with the Zone prior to acceptance of nomination. If a rider or mount has not achieved the required performance level, their nomination will not be accepted, and a refund **less a \$20 administration fee** issued.

11. GENERAL RULES FOR STATE CHAMPIONSHIPS

- a. The Championship will be conducted under the rules of the Pony Club Association of NSW as set down in the current PCA NSW Handbook and as advised in Council minutes to date. Team Managers are to have a copy of the rules available for reference by their team members.
 - a. [PCANSW Blue Book Section 16: Showriding](#)
- b. The Pony Club Association reserves the right to alter, amend or delete any part of the program if circumstances arise which make it necessary.
- c. Competitors must realise that this is a State Championship and the standard will be high. It is the responsibility of Zone Chief Instructors to ensure the mounts and riders meet the required standard.
- d. Competitors must use ONLY the yards/stables provided by the Event Organisers.
- e. PUNCTUALITY: Competitors must be punctual and may be disqualified if not ready when called.
- f. LEAVE: All riders are reminded that they may not leave the grounds until after the final presentation of the Championship without permission from the Organising Committee. Any rider who leaves without permission may be suspended from competing for a full twelve (12) months from the date of the breach of the regulations.
- g. VEHICLE PARKING: No vehicle is to park in a horse area allocated for horses. (Parking areas will be clearly indicated.) All vehicles park at their own risk. A horse free area must be provided for vehicle parking.
- h. EVENT TIMING: The commencement time for each State Championship is from when the horse arrives on the grounds and until the last horse leaves the presentation arena.

12. IDENTIFICATION NUMBERS

Identification of riders will be via a bridle number holder attached to the left side of the horses bridle. Bridle number must be legible and not obscured in any way. Rider number will be provided in the event draw. Riders are to provide their own bridle number holder for all State events. It is the responsibility of the rider to ensure their bridle number matches the rider number in the draw, and the bridle number is easy to read. Bridle number holders will be available to purchase from the State Office at the event.

13. INTER-ZONE

There will be a Zone Team Championship award. Teams must comprise four riders.

14. INTER-STATE COMPETITORS

Interstate Competitors are welcome at these Championships. Inter-state teams do not ride for PCANSW State Championship points or ribbons, however, there will be an overall Inter-State Team Championship award where three or more States (excluding NSW) are represented. All teams must comprise four riders.

All inter-state entries are the responsibility of their own State Association. Inter-state entries must come through the State Secretary with the required accompanying payments for the state entry fees and the stabling/yard and camping fees to be made via JustGo.

All correspondence will be forwarded to the State Secretary only. All inter-state competitors represent their State and must wear the full Pony Club uniform of their State Association. This includes State saddlecloths, flags, banners etc. Inter-state competitors ride under the rules of The Pony Club Association of NSW. All uniform, tack and gear will be in accordance with the relevant PCANSW Blue Book.

- [PCANSW Blue Book Gear, Uniform Regulations](#)
- [PCANSW Blue Book Section 16: Showriding](#)

15. GEAR REGULATIONS

Horses must be correctly turned out with well-fitting and properly maintained saddlery and suitable stirrups that conform to Pony Club NSW regulations. Girths must have two buckles or a single buckle and a surcingle. Please refer to the [PCANSW Blue Book Gear, Uniform Regulations](#). NOTE: These are not the PCA National Gear Rules, they are the NSW rules.

Badly fitting or unsafe saddlery, or saddles that are down on the withers/back when the rider is mounted, will result in the disqualifying of that competitor, unless the saddle can be changed to the satisfaction of the Gear Steward before the start of the competition.

Saddlery that is not allowed in the Championship must not be worn at the competition venue. Failure to comply with this rule will incur elimination. In all other things, the general rules of the Pony Club Association of NSW apply.

Stable Showdown decorations **MUST NOT BE WORN IN ANY OFFICIAL EVENT CAPACITY** including but not limited to Fitness Check, competition and presentation.

16. UNIFORM

Each competitor to wear their own Zone uniform and saddlecloth. Full Pony Club uniform is to be worn i.e., shirt and tie and either fawn or oatmeal jodhpurs. Jumpers are optional, but if worn must be the official Zone jumper. Please refer to discipline rules for additional uniform requirements.

Helmet checks and tagging (for helmets not already tagged with current PCNSW tags) will be conducted on the day before the competition commences. Listen for announcements.

Stable Showdown decorations **MUST NOT BE WORN IN ANY OFFICIAL EVENT CAPACITY** including but not limited to Fitness Check, competition and presentation.

17. DRAW

The Draw for each event will be available at the Team Managers Meeting and on the "PONY CLUB NSW STATE CHAMPS" Team App on the day prior to the first day of competition for each Championship. Competitors failing to be ready when called may incur disqualification. Riders to compete in draw order.

18. TEAM MANAGERS RESPONSIBILITIES

A Team Manager for each team must be named by the Zone when nominations are confirmed, together with email addresses and telephone numbers. For Team Managers duties see current PCA NSW Handbook. Team Managers must be current financial and insured members of the Pony Club Association.

It is stressed that Team Managers are in charge of their team whilst ever they are on the ground, all PCA NSW Rules, Policies and Procedures must be followed at all times. Please see the Association's policy documents for more details <http://www.pcansw.org.au/policies/policy-documents>.

Zone Secretaries are required to furnish each Team Manager with a list of members for whom they are responsible at State Championships, together with a list of scratching's, prior to departure for the Championship. Team members should be notified by the Zone Secretary, through their Club Secretary, the name of their Team Manager for the Championship and be made aware of their responsibility to the Manager. This knowledge is to be available to all team members prior to departing for the venue.

Team Managers must be suitably attired and wear identifying badges at all times, (available at Association office). For distinguishing purposes it is recommended that Team Managers wear the uniform of their Zone. Team Managers are required to attend the Team Managers meeting which follows the Fitness Check.

Team Managers are to ensure that all competitors are mounted and present at Presentation.

19. PARTICIPATING ZONE RESPONSIBILITIES

Each family entering riders is required to nominate one volunteer to help run the events. Name, email address and telephone numbers of volunteer to be included at the time of nomination. All stabling arrangements for Championships are to be made through the Association office. No person, Club or Zone is permitted to negotiate privately for special stabling.

20. FITNESS CHECK

Horses will be checked for soundness on the day prior to the championship as per the Event Program and horses must be presented ridden, with bridle number attached. Any horse found to be suspect will be separated for further assessment. If upon further assessment the horse is still not found to be healthy a veterinarian will be called at the expense of the rider and the horse will be quarantined until cleared by the veterinarian.

Team Managers are required to bring a copy of the Horse ID to the Fitness Check. If a late change of horse occurs, a copy of the new horse's PCANSW Horse ID Form must be presented at the Fitness Check, with all required signatures and a Veterinary Certificate (if appropriate) for the scratched horse.

Competitors are reminded that no horse may leave the ground after the fitness check until the conclusion of the final parade without the permission of the advisory committee. This includes the duration of time between the pre-event Fitness Check (for that discipline) until the event has been completed and presentations have been held (which follow the completion of each event). Riders do not have to stay on the grounds for the duration of the competition.

A horse that is scratched as a result of the Fitness or Vet Check at a State Championship shall not thereafter be ridden at the venue by any person.

Swabbing of horses for illegal substances may be carried out at the championships.

Destruction of severely injured horses: If a horse is so severely injured that on humanitarian grounds it has to be destroyed, the following procedure will apply; if the owner or his authorised representative is present, their agreement will first be obtained by the official Veterinary Surgeon. If the owner or his representative is not available the Technical Delegate acting on the advice of the Official Veterinary Surgeon, may order the destruction of a horse.

21. FITNESS CHECK TROPHY

A trophy will be awarded to the best presented Zone (riders and team managers) at the Fitness Check for the Championship.

22. GEAR CHECK

Will be carried out prior to competition. Team Managers MUST be present. Riders are not at liberty to leave the enclosure after checking and prior to competing. Gear must not be changed or amended after Gear Check without being re-checked.

Whilst an official gear check will be carried out, the safety of rider's gear is ultimately the responsibility of the competitor.

23. EXERCISE

Competitors may exercise their horses in the areas provided. Horses may be schooled, exercised or lunged only by their nominated riders at the venue for Zone or State competitions. All persons must wear an approved Equestrian Helmet whilst lunging a horse/pony at any Pony Club fixture. An adult member of The Pony Club Association of NSW is permitted to lunge a horse for riders under 17 years of age at all Pony Club competitions, with the permission of the Senior Instructor, Zone Chief Instructor or Team Manager.

24. PROFESSIONAL COACHING

Competitors may not be coached by professional coaches (parent coaches excluded) while at the venue, at the risk of disqualification from the Championship.

25. DISQUALIFICATION

The PCANSW Executive, together with the Technical Delegate and Advisory Committee, has the power to disqualify any competitor for a breach of any rule, or for unacceptable behaviour.

26. APPLICATION FOR EARLY LEAVE

If, for any unforeseen circumstance, a competitor wishes to leave the venue prior to the final presentation of awards (whether they be ribbon winner or not), their Team Manager is required to make a written request to be lodged at the Secretary's office at the venue for decision by the Organising Committee. Failure to obtain permission may jeopardise future entry.

27. SCORING

See [PCANSW Blue Book Section 16: Showriding](#) for full details.

Scoring will be on the basis of 5 points for 1st place, 4 points for 2nd place, 3 points for 3rd place, 2 points for 4th place and 1 point for 5th place.

Pairs and Team of Four classes are included in the Team point score only, points for these classes will not count towards individual point scores. Points are awarded as above, with points divided on a pro rata basis between the team or pair.

In the event of equality for the highest overall point score or for places in the Zone Team, a count back will be conducted in the following manner. The rider with the most first places, then the rider with the most second places and so on until a division is reached. If no division is reached the following criteria will apply. The highest place rider in the:

1. Riding Class
2. Bareback Class
3. Hack Class

Live Scoring may be available via the Pony Club NSW State Champs Stack TeamApp throughout the Championship. The final championship scores will be displayed for a minimum of 15 minutes prior to the award being made for the championship. The time of final posting of each score sheet will appear on the bottom of the score sheet. The parade for final presentation will NOT be marshalled until the posting of the final scores is imminent. The chief marshal will liaise with the Technical Delegate to determine the appropriate time.

28. PROTESTS

Protests must be lodged in writing on the required form, by the Zone Team Manager together with a fee of \$50.00 and handed to the Secretary on the ground. Protests must be made no later than one hour after the incident that gave rise to the protest, or in the case of scores, within fifteen minutes of the final championship scores being posted. Protests against the qualification of competitors or horses must be lodged in writing on the required form not later than one hour prior to the commencement of the event.

29. PRESENTATION OF AWARDS

At the conclusion of the state championship/s, team managers must assemble **ALL MEMBERS** of their teams in **full and correct uniform (whether ribbon winners or not) for the final parade and presentations**. The failure of any competitor to comply may well jeopardize the receiving of an award and/or future acceptance for championship competition. The only exception is when permission has been granted by the advisory committee following written application from the Team Manager.

30. ZONE FLAG/BANNER

Zone Team Managers are requested to bring banners for the official parade. Team Managers are to parade with teams. Riders must wear full Pony Club uniform for the parade.

31. RESPONSIBILITY

Neither the Organising Committee, the Pony Club Association of NSW nor the PCA Advisory Committee accept any responsibility for accident or illness of horse, or rider, groom, spectator or any other person or damage to motor vehicle throughout the duration of the Championship. Riders ride at their own risk.

NSW Road Rules apply to all venues during State Championships and must be adhered to, including the wearing of helmets while riding bicycles.

The Advisory Committee, together with the Technical Delegate and Executive of the PCA, are final arbiters in making decisions on protest or policy, and reserve the right to make any amendments, alterations or deletions to the programme as required.

32. TECHNICAL DELEGATE

The Technical Delegate will be appointed by the PCA Executive for each discipline. He/She will supervise a briefing of Team Managers and together with the Executive Committee and Judge concerned will officiate in matters of dispute or official protest. His/Her duties are to adjudicate on objections, to decide on eliminations and generally to ensure that the competition is run in accordance with the rules. He/She may replace a Line Steward, Starter or Judge, if he/she considers this is necessary. He/She may, on his/her own initiative, "object" and act on any matter that comes to his/her notice. In general, his/her decision is final and binding, however, matters of extreme contention must be referred to the Executive Committee. The Technical Delegate will brief all Stewards, the Starter and Judge/s and Timekeepers prior to the competition.

33. SAFETY OFFICER

The Safety Officer is appointed by the Event Organizing Committee to prepare, distribute and implement a safety plan AND to coordinate emergency responses during each championship competition. This person is not a medical officer and should not be expected to participate directly in providing emergency care, but rather will arrange for and facilitate the response by appropriate personnel and then record and document any incident(s).

34. WORK HEALTH AND SAFETY

As part of the Associations continuous improvement process, in regard to Work Health and Safety, a Safety Officer will be appointed for all State Championships, this Safety Officer will conduct a risk assessment for the event (including where necessary, checking that all electrical appliances and leads have been tested and tagged and that power outlets are not overloaded), give a Safety Briefing at the start of the Championship and be the first point of reference for issues relating to Work Health and Safety. This Safety Officer will work in conjunction with the Technical Delegate to ensure the safety of all riders, officials, and spectators.

Riders, officials, and spectators are reminded of the responsibility to themselves and others in regard to safety and requests that any issues be reported immediately. The Association reminds all members attending Pony Club Events that they must abide by the Associations rules and any direction given by the Technical Delegate, Safety Officer, members of the Advisory Committee or State Executive at State Championship events.

Riders/parents/guardians are reminded that while the Association is always mindful of member's safety and will conduct Risk Assessments and uphold the Associations rules at a Championship it is the riders/parents/guardians responsibility to decide whether to attend or not to attend an event. Riders/parents/guardians should always undertake their own Risk Assessment before each championship. This assessment should take into consideration weather conditions, the distance to be travelled and safety of riders and horse welfare. For further information on Risk Assessments and the Associations rules please see our website www.pcansw.org.au

35. CAMPING

Camping in tents, camper-trailers and other soft-shelled structures within horse areas is discouraged. Where possible, please camp in hard-shelled structures, or separate and take precautions to protect yourself from loose horses and other moving hazards.

36. STABLING

Competitors are not permitted to erect their own yards or stables at the event. All horses must use only the event-supplied stables or yards. Horses are not to be put into a yard not allocated to them. It is recommended riders bring a sign to attach to their yard which contains contact information for the rider in the event of emergency.

37. FIRST AID

The Association will arrange a suitable, qualified team of First Aiders and paramedics as necessary for the duration of the competition days. Any rider who departs their horse involuntarily must be cleared by First Aid PRIOR TO REMOUNTING.

38. VENUE DETAILS

The Glen Innes Showground offers travellers:

- A fully fenced, safe and secure camping area, close to town facilities
- Shaded camping areas for tents, caravans and motorhomes
- Caravan and camping space for large groups or choose your own secluded site
- A place where pets under control are welcome
- Toilets (46, including two with disabled access)
- Hot showers (18, including one with disabled access)
- Water tank refilling
- Black water waste disposal system for caravans and motorhomes
- Easy access and turning space for big rigs

Location

- Glen Innes Showground is centrally located just off the New England Highway.
- An easy walk to Grey Street and to the Australian Standing Stones

What you need to know when you camp at the Glen Innes Showground

- We have 45 toilets and 20 showers including 2 disabled access
- If possible please fill your water tanks before visiting us
- 15 amp extension cords of 45 metres minimum length
- 45 metre minimum length water hoses
- Waterproof double adaptors, power board with earth leakage equipment
- Blankets for cool evenings
- Plenty of Clothing as we have four seasons in one day.

Travelling horse owners and commercial transporters will appreciate:

- Standard stalls x 180 are 3.3 x 2 metres, roofed, with open sides, round timber rails and earth floors.
- Camping sites close to horse stalls for easy supervision overnight.
- Easy access for floats and bigger rigs.
- Space to ride or walk your horse.
- A place where dogs under control are welcome.
- Yards for rodeo and camp drafting events, with an elevated all-weather broadcasting room.

Shavings

Shavings are to be provided by competitor. Glen Innes Pony Club will be selling shavings and these can be purchased through the Event Entry process. The bags are large \$38kg bags, with the recommendation of 2 bags for most yards. Additional shavings can be purchased in town if required.

Canteen & Formal Dinner

Glen Innes Pony Club will run a canteen covering breakfast and lunch Friday through Sunday as well as dinner on Saturday night.

Local Information

Feed Suppliers

- CRT Say & Co Rural, 118 Wentworth Street, Glen Innes, 02 6732 2287
- Grazag, 5-6 Wullamulla Street, Glen Innes, 02 6770 3430

Vet

- Glen Innes Veterinary Hospital, 220 Herbert Street, Glen Innes, 02 6732 1988 (Emergencies 02 6732 1988 or 1800 838 247)

Accommodation

- New England Motor Lodge, 160 Church Street, Glen Innes, 02 6732 2922, <https://www.neml.com.au>
- The Glass House, 15 Margaret Street, Glen Innes, 0409 040 933, <http://the-glasshouse-boutique-accommodation.newsouthwaleshotels.net/en/>
- For more accommodation options, visit <https://gleninneshighlands.com/accommodation.html> or <https://www.visitnsw.com/destinations/country-nsw/glen-innes-and-inverell-area/glen-innes/accommodation>

39. PHOTOGRAPHER

Rodney's Photography will be available throughout the event. No other attendees are permitted to sell photographs taken of the event. <https://www.rodneysphotography.com.au>

PROGRAM OF EVENTS
Saturday 10th & Sunday 11th December 2022
Glen Innes Showgrounds

Thursday 8 th December	12:00pm–6:00pm Competitors can arrive
Friday 9 th December	8:00am–2.00pm Competitors can arrive 4:00pm Showriding Fitness Check followed by Team Managers Meeting
Saturday 10 th December	8:00am State Showriding Championships Day 1*
Sunday 11 th December	8:00am State Showriding Championships Day 2* TBA Showriding Championship Mounted Presentation

*Please note that a break **may** take place during the day if weather conditions are not suitable (according to the PCA Hot Weather Policy). Classes will continue again later in the afternoon if this happens.

Times for Presentations, Fitness Checks and Team Managers Meetings are approximate. Announcements will be made.

Competitors must be on the grounds by 3pm the day prior to the first day of their competition, unless prior arrangements have been made with the organising committee to arrive before 7am on the day of their Championship.

2022 PCANSW State Showriding Championships
Saturday 10th & Sunday 11th December 2022
Glen Innes Showgrounds

ENTRIES	Via JustGo Online Platform
ENTRIES CLOSE	8pm Friday 23 rd September 2022
EVENTS	<p>DAY ONE</p> <p>Show Horse</p> <p style="padding-left: 20px;">Show Hack over 16hh</p> <p style="padding-left: 20px;">Show Hack over 15.2hh ne 16hh</p> <p style="padding-left: 20px;">Show Hack over 15hh ne 15.2hh</p> <p style="padding-left: 20px;"><i>Champion Show Hack</i></p> <p style="padding-left: 20px;">Show Galloway over 14.2hh ne 15hh</p> <p style="padding-left: 20px;">Show Galloway over 14hh ne 14.2hh</p> <p style="padding-left: 20px;"><i>Champion Show Galloway</i></p> <p style="padding-left: 20px;">Show Pony over 13.2hh ne 14hh</p> <p style="padding-left: 20px;">Show Pony over 13hh ne 13.2hh</p> <p style="padding-left: 20px;">Show Pony over 12.2hh ne 13hh</p> <p style="padding-left: 20px;">Show Pony ne 12.2hh</p> <p style="padding-left: 20px;"><i>Champion Show Pony</i></p> <p>SUPREME SHOW HORSE</p> <p>Show Hunter</p> <p style="padding-left: 20px;">Show Hunter Hack over 16hh</p> <p style="padding-left: 20px;">Show Hunter Hack over 15.2hh ne 16hh</p> <p style="padding-left: 20px;">Show Hunter Hack over 15hh ne 15.2hh</p> <p style="padding-left: 20px;"><i>Champion Show Hunter Hack</i></p> <p style="padding-left: 20px;">Show Hunter Galloway over 14.2hh ne 15hh</p> <p style="padding-left: 20px;">Show Hunter Galloway over 14hh ne 14.2hh</p> <p style="padding-left: 20px;"><i>Champion Show Hunter Galloway</i></p> <p style="padding-left: 20px;">Show Hunter Pony over 13.2hh ne 14hh</p> <p style="padding-left: 20px;">Show Hunter Pony over 13hh ne 13.2hh</p> <p style="padding-left: 20px;">Show Hunter Pony over 12.2hh ne 13hh</p> <p style="padding-left: 20px;">Show Hunter Pony ne 12.2hh</p> <p style="padding-left: 20px;"><i>Champion Show Hunter Pony</i></p> <p>SUPREME SHOW HUNTER</p> <p>Rider Class</p> <p style="padding-left: 20px;">Rider 17 & under 26yrs</p> <p style="padding-left: 20px;">Rider 15 & under 17yrs</p> <p style="padding-left: 20px;"><i>Champion Rider 15 & under 26 years</i></p> <p style="padding-left: 20px;">Rider 13 & under 15yrs</p> <p style="padding-left: 20px;">Rider 11 & under 13yrs</p> <p style="padding-left: 20px;"><i>Champion Rider 11 & under 15 years</i></p> <p style="padding-left: 20px;">Rider 9 & under 11yrs</p> <p style="padding-left: 20px;">Rider under 9yrs</p> <p style="padding-left: 20px;"><i>Champion Rider under 11 years</i></p> <p>SUPREME RIDER</p> <p>Educated Horse</p> <p style="padding-left: 20px;">Educated Hack over 16hh</p> <p style="padding-left: 20px;">Educated Hack over 15.2hh ne 16hh</p> <p style="padding-left: 20px;">Educated Hack over 15hh ne 15.2hh</p> <p style="padding-left: 20px;">Educated Galloway over 14.2hh ne 15hh</p>

	<p>Educated Galloway over 14hh ne 14.2hh Educated Pony over 13.2hh ne 14hh Educated Pony over 13hh ne 13.2hh Educated Pony over 12.2hh ne 13hh Educated Pony ne 12.2hh</p> <p>Bareback Rider Bareback Rider 17 & under 26yrs Bareback Rider 15 & under 17yrs Bareback Rider 13 & under 15yrs Bareback Rider 11 & under 13yrs Bareback Rider 9 & under 11yrs Bareback Rider under 9yrs</p> <p>DAY TWO</p> <p>Pleasure Horse Pleasure Hack over 16hh Pleasure Hack over 15.2hh ne 16hh Pleasure Hack over 15hh ne 15.2hh Pleasure Hack Galloway over 14.2hh ne 15hh Pleasure Hack Galloway over 14hh ne 14.2hh Pleasure Hack Pony over 13.2hh ne 14hh Pleasure Hack Pony over 13hh ne 13.2hh Pleasure Hack Pony over 12.2hh ne 13hh Pleasure Hack Pony ne 12.2hh</p> <p>Pony Club Mount Pony Club Mount 17 & under 26yrs Pony Club Mount 15 & under 17yrs Pony Club Mount 13 & under 15yrs Pony Club Mount 11 & under 13yrs Pony Club Mount 9 & under 11yrs Pony Club Mount under 9yrs</p> <p>Pairs & Teams Pair of Riders (same Zone) 17 & under 26 years Pair of Riders (same Zone) 13 & under 17 years Pair of Riders (same Zone) Under 13 years Team of 4 Riders (same Zone) 17 & under 26 years Team of 4 Riders (same Zone) 13 & under 17 years Team of 4 Riders (same Zone) Under 13 years</p>
AWARDS	<p>INDIVIDUAL CLASSES: Riders will receive ribbons to 5th place. Five points will be awarded for 1st place down to one point for 5th place.</p> <p>INDIVIDUAL CHAMPIONSHIP: The individual Champion will be the rider with the most points over the Championship in each age group.</p> <p>RESERVE CHAMPIONSHIP: The reserve Champion will be the rider with the second most points over the Championship in each age group.</p> <p>INTER-ZONE CHAMPIONSHIP: There will be one Zone team Championship award. Teams are to comprise a maximum of four riders and a minimum of three riders. All scores to count.</p>

	<p>INTER-STATE CHAMPIONSHIP: There will be one State team Championship award. Teams are to comprise a maximum of four riders and a minimum of three riders. All scores to count. A minimum of three states (excluding NSW) must be represented.</p>
AGE GROUPS	<p>Ages are taken as at the first day of competition:</p> <p style="padding-left: 40px;">Under 9 years 9 & Under 11 years 11 & Under 13 years 13 & Under 15 years 15 & Under 17 years Associates</p> <p>Note: Riders under 17 may only wear Jodhpur boots in all classes. Riders/Horses MUST compete in the correct Age Group/Height Classes in Pairs and Teams classes.</p>
ELIGIBILITY	<p>Riders must have completed a minimum of three (3) instructional rally days and horse and rider must be of a suitable standard for the Championship.</p>
UNIFORM	<p>Zone Teams - Each Rider to wear their own Zone uniform and saddlecloth. Full Pony Club uniform is to be worn i.e. shirt and tie and either fawn or oatmeal jodhpurs.</p>
RULES	<p>See Section 16 of the Associations Handbook for full details:</p> <p>Coloured wrist bands or coloured ribbons, relating to the respective height class for each rider, will be issued to the team manager at the completion of the fitness check. Riders are required to wear this wrist band or coloured ribbon throughout the competition to identify their height division.</p> <p>Scoring will be on the basis of 5 points for 1st place, 4 points for 2nd place, 3 points for 3rd place, 2 points for 4th place and 1 point for 5th place.</p> <p>Pairs and Teams of Four classes are not included in the point score.</p> <p>In the event of equality for the highest overall point score or for places in the Zone Team, a count back will be conducted in the following manner. The rider with the most first places, then the rider with the most second places and so on until a division is reached. If no division is reached the following criteria will apply. The highest place rider in the:</p> <ol style="list-style-type: none"> 1. Riding Class 2. Bareback Class 3. Hack Class

WORKOUTS

Pony Club Mount Workout

Form line-up in section, then-

1. Trot out towards the left
2. Canter in the top corner
3. Canter through the bending poles
4. Back to trot over the poles on the ground
5. Turn left and halt
6. Rein back several strides
7. Walk between the poles on the ground
8. Halt, dismount and perform rein drill
9. Lead horse back to judge, halt, salute.

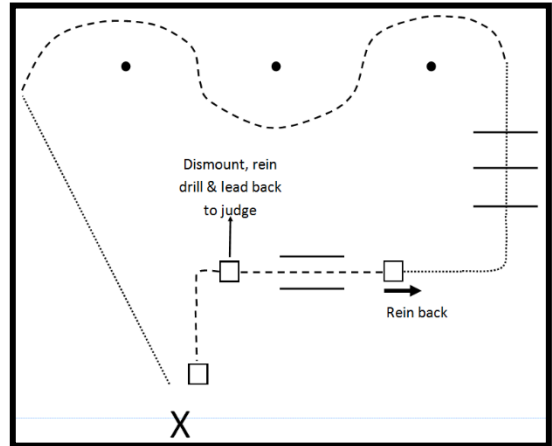


DIAGRAM KEY

- X – Judge
- Walk
- Trot
- -- --- Canter
- Halt

Team Of Four Workouts


For teams Under 13 years

Form line-up in section, then-

1. Walk out in single file (approximately 40m)
2. Trot a circle to the right in single file
3. Change direction, form half section and trot circle left
4. Form section and canter a circle (left rein)
5. Change direction canter half circle right
6. Canter back to judge and halt through trot and walk
7. Sustain halt 5 seconds while saluting

DIAGRAM KEY

- X – Judge
- Walk
- Trot
- -- --- Canter



For teams 13 – Under 25 years

Starting from the line-up, in section

1. Walk in section
 2. Trot a figure of eight in section
 3. Canter a figure of eight in section
 4. At the completion of the right (2nd) circle of the figure of eight, change rein
 5. Go on to a larger circle at the canter (left rein)
 6. At the canter on the left rein form half section
 7. Trot
 8. Form single file at the trot
 9. Walk and at the same time form a section
 10. Come back to the halt in front of the judge
 11. Sustain halt five seconds while saluting
- Note: From 7 – 9 is done on one large circle




DIAGRAM KEY

- X – Judge
- Walk
- Trot
- - - - Canter

PRESENTATION

To be advised will be announced